




with ARMORTEC[®]
CAMBRIDGE






#PETSONPAVERS

BE *INSPIRED* BY INSTAGRAM




@BlackDog
#Guiness




@Titan_Blu_NYBC
#TitanBlu



@StoneCreationsofLongIsland
#Jake #Bentley



@Architect.Mom
#Trixie



@KingCutsMD
#Bella



@StoneCreationsofLongIsland
#Maverick



@Falletta_Masonry
#Miko #Rocky




@MGatleyHardscapes
#Moby




@DesignsByLongo
#Mia



@APerlet
#Oliver



@DesignsByLongo
#Scratchy



@LongIslandLandscaping
#Buster

Ledgestone 18 x 18

Limestone Quarry Blend

Imagine Yourself Here





A Chance to Unplug



Cambridge... AMERICA'S TRENDSETTER!

After an amazing vacation a lot of homeowners are overcome with that old familiar feeling of not wanting to return to “normal” everyday life. Where are the never ending water features and outdoor bars? Where are the accommodating staff members asking if they can be of any service, and replying with “my pleasure” in return? Reality sets in and the water features become a washing machine and shower, the refrigerator becomes the closest thing to a “wet bar,” and your family’s responses to your needs are less than accommodating. Vacation is over, and so are the lazy days filled with rest and relaxation.



It is back to business as usual. Weekdays that seem to drag on and weekends that seem to be over in the blink of an eye. Gone are the easy breezy feelings that come along with vacation. You and your family long for those days, and wonder if it is possible to recreate those feelings again without having to get on a plane or rent a hotel room.

This is when the wheels start turning in your head. How can I create a resort like feeling in my own backyard? Over the years you may have visited friends’ homes and admired backyards full of pavers, fire pits, and even outdoor kitchens and bars. This is when you think to yourself, why can’t I create a space I would never want to leave, and would look forward to coming home to all year round?

Well, you can with Cambridge Pavers with ArmorTec®! Visit us online today to find an authorized distributor near you. Here you can begin your journey by looking at all of the colors, sizes, textures, and products we offer. Next, you can meet with a contractor who will be able to help your vision come to life and can even show you digital designs based on your current backyard space.

Even if you cannot execute the whole project all at once, just know that in time and with proper planning you will accomplish your end goal. Your contractor can work with you in phases that will accommodate your budget, which will make the whole process seem way less overwhelming.

Therefore, my advice to anyone who is looking to extend their living space beyond their four walls is to visit Cambridge Pavers' website. This is the first step in creating the perfect stay-cation in your very own backyard.



Thank you for considering Cambridge,

Charles H. Gamarekian
Founder / Chairman / CEO, Cambridge Pavers Inc.

CREATE YOUR PERFECT PATIO IN PHASES OVER TIME!

Outdoor Lifestyling™ with Cambridge Hardscape and Outdoor Living Products can create beautiful, wide open spaces and unique enclaves for family and guests who appreciate four-season enjoyment just footsteps from their back door.



DREAM IT

10 x 10 Paver Patio with Seating Wall



DESIGN IT

10 x 10 Paver Patio with Pre-Packaged Grill Kit



BUILD IT

Add on 100 square foot Paver Patio Extension
with Fire Pit Kit and Radius Seating Wall




YOUR VERY OWN OUTDOOR LIVING SPACE

Add on a 16x16 Paver Patio Extension
with High Strength Fiberglass Pergola Kit



Breathing Space


ARMORTEC® | SEEING IS *BELIEVING!*



CAMBRIDGE PAVER WITH ARMORTEC®

Installed in a residential driveway in June 2006 (photo taken January 2010)

After many years of outstanding performance and beauty, Cambridge Pavingstones with ArmorTec® remain recognizably smooth and dense with rich color. The sustainable benefits are a result of a proven formula used in manufacturing ArmorTec® – only environmentally friendly raw materials, super fine sand granules, and cement of the highest quality.



PAVINGSTONE WITHOUT ARMORTEC®*

Installed in another residential driveway in November 2006 (photo taken Jan. 2010)


Without ArmorTec®, the Pavingstone will look less attractive as the sand and cement wear over time. This detracts from the appearance of the surface and contributes further to their worn look.

**Shown is a Cambridge Pavingstone intentionally manufactured without ArmorTec® installed in 2006.*

HIGHLIGHTS



16 *NEW!* XL 24 X 36



59 *NEW!* 12 x 24 Cap



67 *NEW!* Travertine Colors



82 *NEW!* Louvered Pergola



40 *NEW!* Limestone Quarry Blue



67 *NEW!* Blackburn Natural Stone



80 *NEW!* Mini Fireplace Design





97 *NEW!* Wallstone Three-Color Blends



Need inspiration for your next outdoor project? Follow us on social media!

COLLECTIONS



SHERWOOD


COLLECTION

— ARMORTEC® —



Modern Oasis









New!





*Sunset... when the
Magic Happens*




















Rest. Refresh. Relax.











Small Spaces... Huge Rewards
in a 20x24 backyard













A Warm Welcome





In the Mix



LEDGESTONE XL 3-PC. DESIGN KIT

The Ledgestone XL 15 3/4" x 23 5/8" is also sold separately.



15 3/4" x 23 5/8" 15 3/4" x 15 3/4" 7 7/8" x 15 3/4"

LEDGESTONE XL 24X36

Can be installed with the Ledgestone XL 3-Pc. Design Kit



23 5/8" x 35 7/16"

LEDGESTONE 3-PC. DESIGN KIT



9 3/32" x 13 5/8" 9 3/32" x 9 3/32" 4 17/32" x 9 3/32"

LEDGESTONE
CIRCLE
DESIGN
KIT

Pavingstone sizes are comparable to Ledgestone 3-Pc. Design Kit.



Smooth Circle Design Kit Shapes
Same size, shapes & diameter as Ledgestone Circle Design Kit only with a smooth surface.

XL SMOOTH 3-PC. DESIGN KIT

The XL Smooth 15 3/4" x 23 5/8" is also sold separately.



15 3/4" x 23 5/8" 15 3/4" x 15 3/4" 7 7/8" x 15 3/4"

XL SMOOTH 24X36

Can be installed with the XL Smooth 3-Pc. Design Kit



23 5/8" x 35 7/16"

LEDGESTONE SMOOTH 3-PC. DESIGN KIT



9 3/32" x 13 5/8" 9 3/32" x 9 3/32" 4 17/32" x 9 3/32"

24 X 24 SMOOTH



24" x 24" x 2" Thick
Perfect for rooftop application.

LEDGESTONE 9X9, 9X18 & 18X18 3-PC. DESIGN KIT

The Ledgestone 18 x 18 is also sold separately and is most commonly used with the Ledgestone 3-Pc. Design Kit.



18 3/16" x 18 3/16" 9 3/32" x 18 3/16" 9 3/32" x 9 3/32"

18X18 & 4 1/2 X 9

Also Available Separately:



18 3/16" x 18 3/16" 4 17/32" x 9 3/32"

18X18 & 4 1/2 X 9 SMOOTH

Also Available Separately:



18 3/16" x 18 3/16" 4 17/32" x 9 3/32"

Available Colors
For color availability in a selected shape, refer to the Color Selection Guide on Page 110.



NORSTONE 4-PC. DESIGN KIT

(3 1/8" Thick)



7 31/64" x 25 19/23" • 7 31/64" x 21 21/32"
7 31/64" x 17 23/32" • 7 31/64" x 13 25/32"

Available Colors

For color availability in a selected shape, refer to the Color Selection Guide on Page 110.




Driftwood



Onyx/Natural



Sahara/Chestnut



Sahara/Chestnut Lite



Toffee/Onyx



Toffee/Onyx Lite

TIMBERSTONE 4-PC. DESIGN KIT

(3 1/8" Thick)



7 31/64" x 25 19/23" • 7 31/64" x 21 21/32"
7 31/64" x 17 23/32" • 7 31/64" x 13 25/32"

Available Colors

For color availability in a selected shape, refer to the Color Selection Guide on Page 110.



Birchwood



Cottonwood



Ironwood



Mocha

RIVER ROCK



Available Colors


For color availability in a selected shape, refer to the Color Selection Guide on Page 110.




Coal




Mocha



Onyx/Natural



Sahara/Chestnut Lite



Toffee/Onyx Lite

BRICK ALLEY



2 5/8" x 7 7/8"

Available Colors


For color availability in a selected shape, refer to the Color Selection Guide on Page 110.




Brandywine




Coal



Mocha



Onyx/Natural



Toffee/Onyx Lite

BELGIUM 5-PC. DESIGN KIT



5" x 8 1/2"



5" x 7 1/2"



5" x 6 1/2"



5" x 6"



5" x 5"

Available Colors

For color availability in a selected shape, refer to the Color Selection Guide on Page 110.



Coal



Mocha



Limestone Quarry Blend



Onyx/Natural



Sahara/Chestnut



Sahara/Chestnut Lite



Toffee/Onyx



Toffee/Onyx Lite

ROUNDTABLE

COLLECTION

— ARMORTEC[®] —



An Open Invitation









The

ROUNDTABLE

COLLECTION

ARMORTEC

6X9, 6X6 & 4 1/2 X6



6" x 9"



6" x 6"



4 1/2" x 6"

ROUNDTABLE CIRCLE DESIGN KIT



ROUNDTABLE RANDOM DESIGN KIT



Available Colors
For color availability in a selected shape, refer to the Color Selection Guide on Page 110.




Chestnut




Coal



Mocha



Onyx



Bluestone Blend



Canyon Blend



Chestnut/Bronze



Chestnut/Salmon



Driftwood



Limestone Quarry Blend



Limestone Quarry Blue



Montauk Blue



Onyx/Chestnut



Onyx/Natural



Redrock Blend



Ruby/Onyx



Sahara/Chestnut



Sahara/Chestnut Lite



Salmon/Onyx



Sandstone Blend



Sandstone Lite



Slate



Toffee/Onyx



Toffee/Onyx Lite



Toffee/Onyx/Mauve

RENAISSANCE

COLLECTION

— ARMORTEC® —

Staycation








The RENAISSANCE COLLECTION

ARMORTEC

RENAISSANCE V 5-PC. DESIGN KIT



Available Colors
For color availability in a selected shape, refer to the Color Selection Guide on Page 111.



RENAISSANCE



RENAISSANCE CIRCLE DESIGN KIT



RENAISSANCE RANDOM DESIGN KIT



Available Colors
For color availability in a selected shape, refer to the Color Selection Guide on Page 111.



OLDE ENGLISH

RENAISSANCE COLLECTION

— ARMORTEC® —



OLDE ENGLISH PAVER 3-PC. DESIGN KIT



8 1/4" x 13 3/4"



6 13/16" x 8 1/4"



4 1/16" x 6 13/16"

Available Colors
For color availability in a selected shape, refer to the Color Selection Guide on Page 111.



New England Blend



Onyx/Natural



Sahara/Chestnut



Sahara/Chestnut Lite



Toffee/Onyx



Toffee/Onyx Lite

KINGSCOURT

COLLECTION

— ARMORTEC® —



KINGSCOURT



12" x 12"
Special Order



8" x 8"



6" x 9"



6" x 6"



4" x 8"
Holland

Available Colors

For color availability in a selected shape, refer to the Color Selection Guide on Page 111.



Chestnut



Onyx



Ruby



Sahara



Salmon



Shell
Special Order



Bluestone Blend



Onyx/Chestnut



Onyx/Natural



Ruby/Onyx



Sahara/Chestnut



Sahara/Chestnut Lite



Sandstone Blend



Toffee/Onyx



Toffee/Onyx Lite

EXCALIBUR

COLLECTION

— ARMORTEC® —



EXCALIBUR



Cobble



Cobble Edger



Diamond

Available Colors
For color availability in a selected shape, refer to the Color Selection Guide on Page 111.



Onyx




Ruby



Sahara



Salmon



Onyx/Natural




Ruby/Onyx


CRUSADER

COLLECTION

— ARMORTEC® —



LEDGESTONE CAP




Available Colors
For color availability in a selected shape, refer to the Color Selection Guide on Page 111.




BULLNOSE



Available Colors
For color availability in a selected shape, refer to the Color Selection Guide on Page 111.



12 X 24 CAP



Available Colors
Available in all the same colors as Ledgestone Cap. For color availability in a selected shape, refer to the Color Selection Guide on Page 111.

HOLLAND WITHOUT SPACER BARS & CHAMFERED EDGES



PERMEABLE PAVEMENTS

CRUSADER COLLECTION

— ARMORTEC® —



For color availability in a selected shape, refer to the Color Selection Guide on Page 111.

LEDGESTONE PERMEABLE 3-PC. DESIGN KIT

3 1/8" Thick



9 3/32" x 9 3/32" 4 17/32" x 9 3/32" 4 17/32" x 4 17/32"

Also Available Separately:
3 1/8" Thick



Ledgestone Permeable 6" x 9" Ledgestone Smooth Permeable 6" x 9"

AQUA-BRIC® TYPE 1

3 1/8" Thick



Renaissance Aqua-Bric® Type 1 4 15/16" x 9 7/8" (Special Order) Crusader Aqua-Bric® Type 1 4 15/16" x 9 7/8"



TURFSTONE



15 3/4" x 23 5/8" x 3 1/8" Thick



NATURAL STONE


COLLECTION











NATURAL STONE STEPPING STONES

6 varying shapes in the following size: 18" x 24" x 1.25"




Available Colors



Buff



Cumberland Gold




Cumberland Grey

For more information on our Natural Stone products, refer to Page 113.

NATURAL STONE COLLECTION

NATURAL STONE 7-PC. PATTERN DESIGN KIT

Note: Shapes are meant to install randomly with no set pattern.



Available Colors & Thickness Note: Cumberland Grey has a cleft finish and Cumberland Brown has a thermal finish.



Cumberland Brown
1 1/4" Thick

Cumberland Grey
1" Thick


Rainbow
1" Thick

NATURAL STONE SLABS SOLD INDIVIDUALLY

Note: Shapes are meant to install randomly with no set pattern.



Available Colors & Thickness Note: Cumberland Grey has a cleft finish and Cumberland Brown has a thermal finish.



Cumberland Blue
1 1/4" Thick

Cumberland Brown
1 1/4" Thick

Cumberland Grey
1" Thick

Imperial Brown
1 1/4" Thick

TRAVERTINE 4-PC. FRENCH PATTERN DESIGN KIT




16" x 24"

16" x 16"

8" x 16"

8" x 8"

Available Colors & Thickness



Blue Marble
1 1/4" Thick (Sandblasted)

Cashmere
1 1/4" Thick

Silver
1 1/4" Thick

Walnut
1 1/4" Thick


TRAVERTINE BULLNOSE TREAD



24" wide x 12" deep x 2" thick

FLAT COLUMN CAP / TREAD / STEPS

Available Colors Steps only available in Cumberland Grey and Cumberland Brown.



Blackburn
Caps & Treads Only

Cumberland Blue
Caps & Treads Only

Cumberland Brown

Cumberland Grey

Imperial Brown
Treads Only

Rainbow

A FLAT COLUMN CAP SIZES

(Rock Face Only)

- 24" x 24" • 2" thick
- 26" x 26" • 2" thick

B TREAD SIZES

(3 Side Rock Face Only)

- 48" wide, 12" deep, 2" thick
- 60" wide, 12" deep, 2" thick
- 72" wide, 12" deep, 2" thick

C STEP SIZES

(3 Side Rock Face Only)

- 48" wide, 16" deep, 6" thick
- 72" wide, 16" deep, 6" thick



Rethink a Night Out



NATURALSTONE VENEER

Available in the following Shapes and Colors



Butternut LedgeStone



Silver LedgeStone



Silver Mountain LedgeStone



Virginia LedgeStone

NATURALSTONE VENEER – Z PANELS

Available in the following Shapes and Colors



Alpine White



Ashford



Desert Beige



Firestorm



New Castle



Ocean Blue



Westford



OUTDOOR LIVING

GUIDE

FULLY-ASSEMBLED WOOD-BURNING
OUTDOOR FIREPLACES

Olde English

- A

 - Shown with optional Waterfall/Firewood Box Combination Extensions
 - Shown in Olde English Wall Toffee/Onyx with Bluestone Bullnose trim, Diamond-Shaped Cast Stone accent and genuine granite tiles on 4-sides in Black Uba Tuba
 - 8' 6 1/4" high, 4' 11 7/8" wide, 4' 7 7/8" deep

ALTERNATIVE CHOICE FOR COLOR COMBINATION:

- New!

 - Sahara/Chestnut Olde English Wall
 - Chestnut Bullnose Trim & Diamond-Shaped Cast Stone accent
 - Venetian Gold granite tiles
- Limestone Quarry Blend Olde English Wall
 - Bluestone Bullnose Trim & Diamond-Shaped Cast Stone accent
 - Black Uba Tuba granite tiles



OPTIONAL FIREWOOD
BOX EXTENSION
(Right & left side sold separately)

- Genuine granite tiles on three sides, shown in Venetian Gold
- Shown in Olde English Wall Sahara/Chestnut with Cambridge Bullnose Trim Chestnut
- 38 7/8" high, 34" wide, 36" deep

Canyon Ledge

- B

 - Shown in Stone Veneer Canyon Ledge Santa Fe and Ledgestone Wall Sahara/Chestnut with Bullnose trim Chestnut and optional Firewood Box Extensions
 - 8' 6 1/4" high, 4' 11 7/8" wide, 4' 7 7/8" deep

ALTERNATIVE CHOICE FOR COLOR COMBINATION:

- Stone Veneer Canyon Ledge Midnight Slate & Ledgestone Wall Toffee/Onyx
- Bluestone Cambridge Bullnose trim

The Berkshire Fully-Assembled Wood-Burning Outdoor Fireplace


- C

 - Made with Olde English Wall and Olde English Pavingstones in Toffee/Onyx with details of contrasting Brandywine Brick Alley Pavers
 - 8' 2 1/2" high, 4' 1/2" wide, 3' 8" deep
 - Shown with optional Firewood Box Extensions - Dimensions: 35" high x 29 3/4" wide x 37" deep


- New!
- ALTERNATIVE CHOICE FOR COLOR COMBINATION:

 - Limestone Quarry Blend Olde English Wall
 - Contrasting Coal Brick Alley Pavers

Available Granite * Colors



Black Uba Tuba




Venetian Gold

**Available on Olde English Fully-Assembled Fireplaces only.*

Available Accent Medallions



Chestnut



Bluestone



NEW! Fully-Assembled
Olde English Wall Kits
are now offered in
Limestone Quarry Blend.

READY TO USE IN LESS THAN 1 HOUR

All Cambridge Fully-Assembled Kits are delivered to your home
and can be put together in less than 1 hour onto a poured concrete pad
depending on project conditions

FIREPLACES



FIREPLACES



Pre-Packaged Olde English Paver Outdoor Fireplace Kits

- Made with Olde English Pavers
- 7' 4" high, 4' 10" wide, 4' 1/4" deep
- 36" Firebox

A Shown in Onyx/Natural with Cast Stone Surround Deluxe Bluestone

B Shown in Toffee/Onyx



Optional Firewood Box Extension Kit

- 31" high, 40" wide, 36" deep



Optional Natural Gas Insert

- 18" wide

Pre-Cut & Pre-Packaged MaytRx Wall Outdoor Fireplace Kits

- Made with MaytRx Wallstones
- 8' 5" high, 5' 11/2" wide, 4' deep
- 36" Firebox

C Shown in Renaissance Toffee/Onyx with Cast Stone Surround Deluxe Bluestone

D Shown in Renaissance Toffee/Onyx



Optional Firewood Box Extension Kit

- 36" high, 44" wide, 38" deep



Optional Natural Gas Insert

- 18" wide

Pre-Cut & Pre-Packaged Olde English Wall Outdoor Fireplace Kits

- Made with Olde English Wallstones
- 9' high, 6' 8" wide, 4' 4" deep
- Larger 41" Firebox

E Shown in Toffee/Onyx with Cast Stone Surround Deluxe Bluestone

F Shown in Sahara/Chestnut



Optional Firewood Box Extension Kit

- 36" high, 44" wide, 32" deep




Optional Natural Gas Insert

- 24" wide

Available Surround Colors



Chestnut



Bluestone

Available Accent Medallions



Chestnut



Bluestone

OUTDOOR GRILL ISLANDS

Fully-Assembled Stone Veneer Grill Island

- Made with Cambridge Stone Veneer Canyon Ledge with LedgeStone Wallstone base
- 6' 3 1/4" long, 3' deep, 3' 2" high
- Shown in Stone Veneer Canyon Ledge Santa Fe with granite countertop Venetian Gold
- Corner Column Lights shown (not included)

ALTERNATIVE CHOICE FOR COLOR COMBINATION:

- Stone Veneer Canyon Ledge Midnight Slate with Black Uba Tuba Granite Countertop

Fully-Assembled Olde English Wall Outdoor Grill Island

- Made with Olde English Wall
- Genuine granite tiles on 4 sides, shown in Venetian Gold
- 6' 3 1/4" long, 3' deep, 3' 2" high
- Shown in Sahara/Chestnut with granite countertop Venetian Gold

ALTERNATIVE CHOICE FOR COLOR COMBINATION:

- Toffee/Onyx Olde English Wall
- Black Uba Tuba granite countertop and tiles



ALTERNATIVE CHOICE FOR COLOR COMBINATION:

- Limestone Quarry Blend Olde English Wall
- Black Uba Tuba granite countertop and tiles

Pre-Cut & Pre-Packaged LedgeStone Wall Grill Module Kit

- Made with LedgeStone Wallstones
- 6' 3" long, 3' deep, 3' 6" high
- Shown in Sahara/Chestnut with granite countertop Venetian Gold


Pre-Cut & Pre-Packaged Olde English Wall Grill Module Kit

- Made with Olde English Wall
- 6' 3" long, 3' deep, 3' 6" high
- Shown in Sahara/Chestnut with granite countertop Venetian Gold

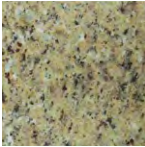
Pre-Cut & Pre-Packaged MaytRx Wall Grill Module Kit

- Made with MaytRx Wallstones
- Available in Split Face & Renaissance
- 6' 3" long, 3' deep, 3' 6" high
- Shown in Split Face Toffee/Onyx with granite countertop Black Uba Tuba

Available Granite Colors



Black Uba Tuba



Venetian Gold



NEW! Fully-Assembled Olde English Wall Kits are now offered in Limestone Quarry Blend.




STAINLESS STEEL APPLIANCE PACKAGE

- Grill (38" wide x 20" deep)
- 5 Burners with 75,000 BTU
- Auto Ignition
- 2 Lights for Nighttime Cooking
- Built-in Thermometer
- Rotisserie
- Warming Rack
- Slide Out Grease Tray
- Cabinet Access Doors

GRILL ISLANDS



KITCHENS



FULLY-ASSEMBLED KITCHENS

Fully-Assembled Stone Veneer Kitchen

- Made with Stone Veneer Canyon Ledge with Ledgestone Wallstone base
- “L” Shape, “U” Shape or Straight you can arrange components to create the kitchen of your dreams
- Stainless Steel Appliance Package
- Cambridge fully-assembled patio planner is available on our website to help you design your dream kitchen!
- Short side: 7' 6 3/4" • Long side: 14' 9 1/4" • Both: 3' deep (as shown)
- Shown in Stone Veneer Canyon Ledge Midnight Slate with granite countertop Black Uba Tuba

ALTERNATIVE CHOICE FOR COLOR COMBINATION:

- Santa Fe Canyon Ledge with granite countertop Venetian Gold

Fully-Assembled Olde English Wall Kitchen

- Made with Olde English Wall
- “L” Shape, “U” Shape or Straight you can arrange components to create the kitchen of your dreams
- Stainless Steel Appliance Package
- Genuine granite tiles on 4 sides, shown in Black Uba Tuba
- Cambridge fully-assembled patio planner is available on our website to help you design your dream kitchen!
- Short side: 7' 6 3/4" • Long side: 14' 9 1/4" • Both: 3' deep (as shown)
- Shown in Toffee/Onyx with granite countertop Black Uba Tuba

ALTERNATIVE CHOICE FOR COLOR COMBINATION:

- Sahara/Chestnut Olde English Wall
- Venetian Gold granite tiles and countertop
- Limestone Quarry Blend Olde English Wall
- Black Uba Tuba granite countertop and tiles




NEW! Fully-Assembled Olde English Wall Kits are now offered in Limestone Quarry Blend.


Pre-Cut & Pre-Packaged MaytRx Wall Kitchen Kit

- Made with MaytRx 6 Wall
- Available in Split Face or Renaissance
- Kitchens are designed as a left side “L” shape
- A right side “L” shape is also available as a special order
- Stainless Steel Appliance Package
- Short side: 6' 4" • Long side: 12' • Both: 3' deep
- Shown in Split Face Sahara/Chestnut with granite countertop Venetian Gold

Available Granite Colors



Black Uba Tuba



Venetian Gold

See available color combinations for Cambridge Outdoor Kitchens on page 85

PRE-CUT & PRE-PACKAGED KITCHEN KITS

KITCHENS

Pre-Cut & Pre-Packaged Olde English Wall Kitchen Kit

- D

 - Made with Olde English Wall
 - Kitchens are designed as a left side “L” shape
 - A right side “L” shape is also available as a special order
 - Stainless Steel Appliance Package
 - Short side: 6' 4" • Long side: 12' • Both: 3' deep
 - Shown in Bluestone Blend with granite countertop Black Uba Tuba
- E

 - Alternate Asado Cooker option available
 - Shown in Toffee/Onyx with granite countertop Black Uba Tuba

ASADO COOKER

- F

FEATURES

 - 304 Stainless Steel Coyote Signature Smoking Grate™
 - Heat-resistant ceramic construction
 - 254 sq. in. of cooking area
 - Adjustable venting to maintain precise cooking temperatures
 - Smoke, sear, grill option

ACCESSORIES

- Cart with side shelves
- Pizza Stone & Elevator
- Heat Deflector
- Beer-Can Chicken Holder
- Cooking Grate Grippers
- Waterproof Cover

DIMENSIONS

- Overall: 22 1/4" Diameter x 34" Height
- Cutout: 22 1/2" Diameter x 17" Height



PIZZA OVENS



FULLY-ASSEMBLED OUTDOOR PIZZA OVEN

Stone Veneer & Olde English Pizza Ovens

- Firebrick-lined wood-burning chamber
- A floor containing a special cooking stone eliminates the need to rotate the pizza while it's cooking
- Vented damper adjusts air flow for temperature control
- Stainless Steel Chimney Liner, Termination Cap and Spark Screen
- Professional Quality Care & Cooking Package
- Temperature gauge & drop-down doors with heat dissipating, stainless steel handles
- 7' 8 3/4" high, 4' 11 1/2" wide, 3' 7 3/4" deep

A STONE VENEER PIZZA OVEN

- Shown in Santa Fe Canyon Ledge; Bullnose Chestnut trim; LedgeStone Wallstone Sahara/Chestnut

ALTERNATIVE CHOICE FOR COLOR COMBINATION:

- Midnight Slate Canyon Ledge
- Bluestone Bullnose trim
- LedgeStone Wallstone Toffee/Onyx

B OLDE ENGLISH PIZZA OVEN

- Shown in Olde English Wall Toffee/Onyx; Bullnose Bluestone Blend trim; genuine granite tiles Black Uba Tuba

ALTERNATIVE CHOICE FOR COLOR COMBINATION:

- Sahara/Chestnut Olde English Wall
- Chestnut Bullnose trim
- Venetian Gold granite tiles



ALTERNATIVE CHOICE FOR COLOR COMBINATION:

- Limestone Quarry Blend Olde English Wall
- Bluestone Bullnose Trim
- Black Uba Tuba granite tiles

PROFESSIONAL QUALITY CARE & COOKING PACKAGE

- 13" rectangular pizza peel for inserting and removing your pizza
- 8" round pizza peel (for rotating pizza; not necessary with Fully-Assembled Pizza Oven)
- Adjustable brush with copper bristles
- Oven rake
- Oven ash shovel
- Wall-mounted peel rack



PRE-CUT & PRE-PACKAGED OUTDOOR PIZZA OVEN KITS

Olde English Wall Pizza Oven

- Made with Olde English Wallstones
- Cast Stone Surround Deluxe Bluestone
- 31" diameter floors lined with professional-grade cooking tiles
- Oven heats-up to 950 degrees
- Professional quality Care & Cooking Package
- 8' 2" high, 5' 4 1/4" wide, 6' 3/4" deep
- Shown in Toffee/Onyx

MaytRx Wall Pizza Oven

- Made with MaytRx 6 Wallstones
- Cast Stone Surround Deluxe Chestnut
- 31" diameter floors lined with professional-grade cooking tiles
- Oven heats-up to 950 degrees
- Professional quality Care & Cooking Package
- Available in Split Face or Renaissance
- 7' 6" high, 5' 8" wide, 6' 9" deep
- Shown in Split Face Sahara/Chestnut


NEW! Fully-Assembled Olde English Wall Kits are now offered in Limestone Quarry Blend.

See available color combinations for Cambridge Outdoor Pizza Ovens on page 85

Available Granite Colors



Black Uba Tuba




Venetian Gold

Available Cast Stone Colors



Chestnut



Bluestone

BAR MODULE KITS

Pre-Cut & Pre-Packaged Olde English Bar Module Kit

- E** • Made with Olde English Wallstones
- 30" Bar Center Package
- Footrest that wraps around three sides
- 7' 8" long, 3' 7" deep, 3' 6" high
- Shown in Toffee/Onyx with granite countertop Black Uba Tuba

Pre-Cut & Pre-Packaged MaytRx Bar Module Kit

- F** • Made with MaytRx 6 Wallstones (Corner Column Lights not included)
- Available in Split Face or Renaissance
- 30" Bar Center Package
- Footrest that wraps around three sides
- 7' 8" long, 3' 7" deep, 3' 6" high
- Shown in Sahara/Chestnut with granite countertop Venetian Gold

STAINLESS STEEL BAR CENTER PACKAGE

- Bar Caddy complete with sink and long neck cold water faucet plus convenience features comprised of an ice compartment, removable cutting board, condiment holder
- with four compartments, speed rack, towel holder and bottle opener
- Refrigerator
- Cabinet access door

PATIO PUB & BISTRO TABLE KITS


Pre-Packaged MaytRx Patio Pub & Bistro Table Kit

- G** • Made with MaytRx 6 Wallstones; available in Split Face or Renaissance
- 22" x 22" single pedestal for a 42" high table
- 2" diameter hole pre-drilled for an umbrella (not included)
- Available in round (60" diameter) or square (48" x 48"); seats up to 8 people
- Shown in Sahara/Chestnut with round granite top Venetian Gold



Pre-Packaged Olde English Patio Pub & Bistro Table Kit

- H** • Made with Olde English Wallstones
- 20" x 20" single pedestal for a 42" high table
- 2" diameter hole pre-drilled for an umbrella (not included)
- Available in round (60" diameter) or square (48" x 48"); seats up to 8 people
- Shown in Toffee/Onyx with square granite top in Uba Tuba

BARS & TABLES



FIRE PITS



GAS-BURNING FIRE PITS & FIRE TABLES

Pre-Packaged Olde English Square Gas Fire Pit Kit

- A** • Natural gas (Liquid propane conversion kit available)
- 90K BTU, 18" Penta Burner produces even flame in flower-like pattern
- 23" inside dimension, 48" outside dimension; 19" high
- Shown in Toffee/Onyx

Pre-Packaged Olde English Round Gas Fire Pit Kit

- B** • Natural gas (Liquid propane conversion kit available)
- 150K BTU, 24" Penta Burner produces even flame in flower-like pattern
- Available with Cast Stone (Bluestone & Chestnut), Granite (Black Uba Tuba & Venetian Gold) or Bullnose Ring (Bluestone & Chestnut)
- 32" inside diameter, 48" outside diameter, 16" high
- Shown in Sahara/Chestnut with Granite Ring Venetian Gold

Pre-Packaged Pyzique Round Gas Fire Pit Kit

- Natural gas (Liquid propane conversion kit available)
- 150K BTU, 24" Penta Burner produces even flame in flower-like pattern
- 32" inside diameter, 50" outside diameter, 16" high
- Available with Cast Stone (Bluestone & Chestnut), Granite (Black Uba Tuba & Venetian Gold) or Bullnose Ring (Bluestone & Chestnut)
- C** • Shown in Split Face Onyx/Natural
- D** • Shown in Split Face Onyx/Natural with Cast Stone Ring Bluestone
- E** • Shown in Split Face Sahara/Chestnut with Bullnose Ring Chestnut

Fully-Assembled Gas Fire Table

- Bullnose footrest
- 60" diameter table ring in choice of Black Uba Tuba or Venetian Gold Granite
- Natural Gas (Liquid propane conversion kit available)
- 150K BTU, 24" Penta burner produces even flame in flower-like pattern
- Includes lava rocks (glass fire beads optional - 60 lbs. required)
- 32" inside Diameter, 60" outside diameter, 29" high
- Available in Toffee/Onyx w/ Granite Table Ring Black Uba Tuba & Bullnose Footrest Bluestone Blend
- F** • Shown in Sahara/Chestnut with Granite Table Ring Venetian Gold & Bullnose Footrest Chestnut

CHOOSE AN OPTIONAL RING KIT FOR YOUR FIRE PIT

Designed for Olde English and Pyzique Round Fire Pits available in:

- Cast Stone (3 pieces; 3" thick) & Bullnose (4 pieces; 2 3/4" thick) - Bluestone Blend or Chestnut
- Granite (2 pieces; 1 1/2" thick) - Black Uba Tuba or Venetian Gold

Cast Stone, Granite or Bullnose Ring has to be purchased and installed at the same time as the fire pit because of different installation requirements for these products (firebrick & heat sensitive mortar).



CAMBRIDGE GLASS FIRE BEADS

(Optional Glass Fire Beads needed: 60 lbs. - Round Fire Pits / 50 lbs. - Square Fire Pits)

Note: Do not cover natural gas burner completely with glass fire beads to ensure your unit will burn properly.

Available Glass Fire Bead Colors



Diamond



Aqua



Emerald

WOOD-BURNING FIRE PIT

Pre-Packaged Olde English Square Fire Pit Kit

- Optional Grate Insert turns Fire Pit into BBQ
- 23" inside dimension, 48" outside dimension, 19" high
- Shown in Toffee/Onyx with optional Barbeque & Fire Pit Spark Screen

Pre-Packaged Olde English Round Fire Pit Kit

- The metal ring insert has dual opposing cooking grates*
- 32" inside diameter, 48" outside diameter, 16" high
- Shown in Sandstone Blend

Pre-Packaged MaytRx Square Fire Pit Kit

- Optional Grate Insert turns Fire Pit into BBQ
- 23" inside dimension, 44" outside dimension, 21" high
- Shown in Renaissance Toffee/Onyx with optional Grate Insert and Barbeque & Fire Pit Spark Screen

Pre-Packaged Pyzique Round Barbeque & Fire Pit Kit

- The metal ring insert has dual opposing cooking grates
- 32" inside diameter, 50" outside diameter, 16" high
- Shown in Split Face Sahara/Chestnut with optional Barbeque & Fire Pit Spark Screen

Pre-Packaged Ledgestone Round Barbeque & Fire Pit Kit

- The metal ring insert has dual opposing cooking grates*
- 32" inside diameter, 50" outside diameter, 16" high
- Shown in Bluestone Blend with optional Barbeque & Fire Pit Spark Screen

*Fire pit grates are designed to cantilever over the fire for cooking. Installation instructions included.



CAMBRIDGE BARBEQUE & FIRE PIT SPARK SCREEN

This optional stainless steel screen is durable and hinged for easy access to the fire and offers protection from flying embers. Fits onto all square and round barbeque & fire pits.

CAMBRIDGE BARBEQUE & FIRE PIT COVER

This optional galvanized steel cover prevents dirt and debris from entering the fire pit when not in use. Fits onto all Square and Round Barbeque & Fire Pits.

Note: An open fire will damage the Spark Screen. It has been specifically designed and engineered for containing sparks and embers only.



FIRE PITS

THE BOUTIQUE COLLECTION



Mini Fully-Assembled Olde English Fireplace

- A** • Shown in Olde English Wall Toffee/Onyx
• Bullnose Bluestone Blend trim; Black Uba Tuba granite tiles
• 8' 3" high, 3' 4" wide x 3' 10 1/4" deep

ALTERNATIVE CHOICE FOR COLOR COMBINATION:

- Olde English Wall Sahara/Chestnut
- Bullnose Chestnut trim; Venetian Gold granite tiles

ALTERNATIVE CHOICE FOR COLOR COMBINATION:

- B** • Limestone Quarry Blend Olde English Wall
• Contrasting Brick Alley Pavers in Coal

Mini Fully-Assembled Canyon Ledge Fireplace

- C** • Shown in Canyon Ledge Santa Fe
• Bullnose Chestnut trim
• LedgeStone Wallstone Sahara/Chestnut
• 8' 3" high, 3' 4" wide x 3' 10 1/4" deep

ALTERNATIVE CHOICE FOR COLOR COMBINATION:

- Canyon Ledge Midnight Slate
- Bullnose Bluestone Blend trim
- LedgeStone Wallstone Toffee/Onyx

Fully-Assembled Olde English Bench

- Shown in Olde English Wall Sahara/Chestnut
- Outside radius 6' 11 1/4" wide x 2' 1" deep
- Inside radius 5' 8" wide
- Seat height with LedgeStone Cap 18 3/8"
- Seat height with Bullnose Cap 18 3/4"
- Cap dimensions are included in above measurements

ALTERNATIVE CHOICE FOR SEATING WALL COLOR

- Olde English Wall Toffee/Onyx

ALTERNATIVE CHOICE FOR SEATING WALL CAP

- D** • Shown with LedgeStone Cap Mocha
• Alternative color choice Bluestone Blend
- E** • Shown with Bullnose Cap Chestnut
• Alternative color choice Bluestone Blend

MAYTRX SEATING WALL KIT



Pre-Cut & Pre-Packaged MaytRx Seating Wall Kit

- Made with MaytRx Wallstones, Natural Stone Bullnose Treads, Column Kits & Natural Stone Column Caps
- Available in two sizes: Quarter Round and Half Round
- Column Kit is included (*fire pit is not included*)

AVAILABLE COLOR COMBINATIONS (SPLIT FACE ONLY):

- Onyx/Natural wall with Cumberland Grey cap
- Sahara/Chestnut wall with Cumberland Brown cap
- Toffee/Onyx wall with Cumberland Blue cap


QUARTER ROUND

- F** • 14' 10" wide, 5' deep
Measurements are column cap end to column cap end
- Heights:
Seat: 17 5/8"
Back Wall: 35 5/8"
Column: 47 5/8"
- Includes 3 pieces of natural stone bullnose treads for the seat and wall cap

HALF ROUND

- G** • 15' 10" wide, 9' 11" deep
Measurements are column cap end to column cap end
- Heights:
Seat: 17 5/8"
Back Wall: 35 5/8"
Column: 47 5/8"
- Includes 6 pieces of natural stone bullnose treads for the seat and wall cap

PERGOLAS



NEW! Pre-Packaged Louvered Pergola

- A** • Aluminum pergola with rotating louvers, providing protection against rain and sun.
- Available in 2 standard colors: White and Anthracite Grey
- Maximum dimensions single pergola with 4 posts—
1 roof module: 14' wide x 19.5' long x 9' high / 2 roof modules: 19.5' wide x 19.5' long x 9' high

Pre-Packaged Fan-Shaped Pergola

- B** • Fits in an area 13' x 13' from corner
- Choice of two or four 10" diameter or square fiberglass Tuscan columns & bases (columns come in base white)
- Columns can be set on any Cambridge Wallstone Columns (*not included*)
- All components are pre-cut & drilled for easy assembly
- Size: 9' 9" high, 9' 2 1/4" wide (back) & 18' 4 5/8" (front)

Pre-Packaged 4-Column Pergola Kit

- C** • In white with a wide range of custom colors available
- Four 10" square, fiberglass Tuscan columns to be set on any Wallstone Column (*not included*)
- Add an easy to connect, optional Overhead Canopy*
- Available in 16' x 16', 16' x 20' & 20' x 20' or specify any custom size

Pre-Packaged Colonnade 2-Column Pergola

- D** • Two 10" diameter fiberglass Tuscan columns & bases (columns come in base white)
- Columns can be set on any Cambridge Wallstone Column (*not included*) or Outdoor Living Component
- All components pre-cut & drilled for easy assembly
- Standard size: 9' 9" high, 8' deep & length as per order

Pre-Packaged Pergola Kit

- E** • Attractively covers your entire Cambridge Pre-Packaged Kitchen Kits
- Kit includes all of the material and hardware required to build your pergola
- Two 10" diameter fiberglass Tuscan Columns & bases (columns come in white base)
- All components are pre-cut and drilled for easy assembly.
- Optional Pergola Lights available.
- Standard size: 9' 9" H x 12' 10 1/2" W x 8' D

Available Pergola Canopy Colors



Green



Red

*For extra shelter from the sun and rain, add an easy to connect, optional overhead canopy to your 4-Column Pergola Kit with durable, extruded aluminum parts (excludes purlins as shown in photograph), which includes a WeatherGuard rain layer. A choice of stylish fabrics, green or red with beige stripes and Roman pleats, carries one of the best fabric warranties in the industry!



Pre-Packaged Pavilion Kit

- F** • Arched beams and dental molding highlight our new pavilion design
- Substantial and well-appointed, constructed of traditional building materials with all exposed surfaces using low maintenance materials.
- Cathedral ceiling is made of tongue and groove mahogany stained pine
- Choose from 2 standard sizes (10' x 15' and 12' x 18') or specify any custom size to meet specific requirements of your project.
- Four 4' round columns to be set on any Cambridge Column (not included). 8' round columns are available as shown in photo below (square columns available as custom order).
- Pre-crafted components and hardware, along with a complete set of drawings and construction techniques, are provided to facilitate installation by your carpentry crew or take advantage of an optional local installation service

Pergola & Pavilion Curtain Set

- G** • Includes eight panels
- High strength magnets keep panels closed where curtains meet between columns
- Ties in matching fabric keep panels pulled back against columns when open
- Available in black or white mesh fabric (*shown in white*)
- Complete with all installation hardware & instructions
- Custom curtain sizes available



FIRE & WATER



A

Eternal Flame

- Build one or more into any custom Cambridge Wall System
- Situate in an enclosure of Cambridge Wallstones as a stand-alone element
- Available in Natural Gas or Liquid Propane

H2OnFire

- Patent pending burner design (65,000 BTU flame) with backflow prevention
- Remote control with auto relight, filtration, pump and level adjustment
- Available in Natural gas or Liquid propane
- Size: 53" inside, 68" outside, 19" height (wallstone), 28" height (fountain)
- Color: Shown in Ledgestone Wall Bluestone Blend with Ledgestone Cap Bluestone Blend
This product is available as Special Order only

Rectangular & Round Pre-Cut Pre-Packaged Waterfall Kits

- 24" wide waterfall and a 1-piece, 33-gallon basin with pre-filtered pump chamber
- Select one light color or run all 16 sequentially by remote control
- Rectangular shape with Olde English Wall
 - 3' 4" high x 3' 4" deep x 7' wide
 - Shown in Bluestone Blend
- Round shape with Olde English Radius Wall
 - 3' 4" high x 3' 5" deep x 7' wide
 - Shown in Sandstone Blend



B




C




D






OUTDOOR *LIVING* Color Selection Guide

Refer to the chart to determine the colors available in any selected Outdoor Living Component

	Bluestone Blend	Limestone Quarry Blend	Midnight Slate	Onyx/Natural	Riverbed Blend	Ruby/Onyx	Sahara/Chestnut	Sahara/Chestnut Lite	Sandstone Blend	Santa Fe	Toffee/Onyx	Toffee/Onyx Lite
Fully-Assembled Gas Fire Table							■				■	
Olde English Wall Square Fire Pit Kit	■			■	■	■	■	■	■		■	■
Olde English Wall Round Fire Pit Kit	■			■	■	■	■	■	■		■	■
Pyzique Round Fire Pit Kit Split Face	■			■		■	■		■		■	
Pyzique Round Fire Pit Kit Renaissance				■			■				■	
MaytRx Square Fire Pit Kit Split Face	■			■		■	■				■	
MaytRx Square Fire Pit Kit Renaissance				■			■				■	
Ledgestone Radius Wall Round Barbeque & Fire Pit Kit	■			■			■				■	
Fully-Assembled Olde English Outdoor Fireplace & Waterfall/Firewood Box		■					■				■	
Olde English Wall Fireplace Kit & Firewood Box Kit				■			■				■	
The Boutique Collection Mini Fully-Assembled Olde English Fireplace		■					■				■	
Olde English Paver Fireplace Kit & Firewood Box Kit				■			■				■	
MaytRx Split Face Fireplace Kit & Firewood Box Kit				■			■				■	
MaytRx Renaissance Fireplace Kit & Firewood Box Kit				■			■				■	
Fully-Assembled The Berkshire Outdoor Fireplace & Firewood Box		■									■	
Fully-Assembled Stone Veneer Outdoor Fireplace & Firewood Box			■							■		
The Boutique Collection Mini Fully-Assembled Canyon Ledge Fireplace			■							■		
The Boutique Collection Fully-Assembled Olde English Bench							■				■	
Pre-Cut & Pre-Packaged MaytRx Seating Wall Kit (Quarter Round/Half Round - Split Face Only)				■			■				■	
Fully-Assembled Outdoor Kitchen		C					C				C	
Olde English Wall Outdoor Kitchen Kit	■			■			■				■	
Olde English Wall Outdoor Kitchen with Asado Cooker Kit	■			■			■				■	
MaytRx Wall Kitchen Kit Split Face				■			■				■	
MaytRx Wall Kitchen Kit Renaissance				■			■				■	
Fully-Assembled Stone Veneer Kitchen			C							C		
Fully-Assembled Pizza Oven		■					■				■	
Fully-Assembled Stone Veneer Pizza Oven			■							■		
Olde English Wall Pizza Oven Kit				■			■				■	
MaytRx Wall Pizza Oven Kit Split Face				C			C				C	
MaytRx Wall Pizza Oven Kit Renaissance							SPECIAL ORDER ONLY					
Fully-Assembled Outdoor Grill Island		■					■				■	
Olde English Wall Grill Module Kit	■			■			■				■	
MaytRx Wall Grill Module Kit Split Face				■			■				■	
MaytRx Wall Grill Module Kit Renaissance				■			■				■	
Ledgestone Wall Grill Module Kit	■			■			■		■		■	
Fully-Assembled Stone Veneer Grill Island			■							■		
Olde English Wall Bar Module Kit	C			■			■		C		■	
MaytRx Wall Bar Module Kit Split Face				■			■				■	
MaytRx Wall Bar Module Kit Renaissance							SPECIAL ORDER ONLY					
Olde English Wall Patio Pub & Bistro Table Kit							■				■	
MaytRx Wall Patio Pub & Bistro Table Kit Split Face							■				■	
MaytRx Wall Patio Pub & Bistro Table Kit Renaissance							■				■	
Ledgestone Wall H2OnFire							SPECIAL ORDER ONLY					
Olde English Wall Rectangular & Round Waterfall Kits	■			■					■		■	
Fully-Assembled Grand Columns & Grand Column Mailboxes							C				C	
MaytRx Column Kit Split Face	■			■		■	■		■		■	
MaytRx Column Kit Renaissance				■		■	■				■	
Olde English Column Mailbox Kit				■			■		C		■	
MaytRx Column Mailbox Kit Split Face				■			■				■	

DESIGNER IDEAS





LEDGESTONE

WALL™ SYSTEM



LEDGESTONE WALL / LEDGESTONE RADIUS WALL

(All 4" High x 8" Deep)



Ledgestone Wall
12" Long



Ledgestone Corner Wall
12" Long



Ledgestone Radius Wall
Front Face: 11 1/2" Long • Rear Face: 7 3/4" Long

Available Colors
For color availability in a selected shape, refer to the Color Selection Guide on Page 112.



Bluestone Blend



Onyx/Natural



Sahara/Chestnut



Sandstone Blend




Toffee/Onyx

OLDE ENGLISH

WALL™ SYSTEM







OLDE ENGLISH WALL™

(All 4" High x 8" Deep)



12" Long

OLDE ENGLISH RADIUS WALL™



Radius Wall
Front Face:
11 1/2" Long
Rear Face:
7 3/4" Long



XL Radius Wall
Front Face:
12" Long
Rear Face:
10 15/16" Long

NON-TUMBLED OLDE ENGLISH WALL™
4X8X12 & 4X8X20



12" Long



20" Long

Available Colors


For color availability in a selected shape, refer to the Color Selection Guide on Page 112.



Coal



Eggshell



Mocha



Bluestone Blend



Limestone Quarry Blend



Limestone Quarry w/ Blue



Onyx/Natural



Riverbed Blend



Ruby/Onyx



Sahara/Chestnut



Sahara/Chestnut Lite



Sandstone Blend



Toffee/Onyx



Toffee/Onyx Lite




Toffee/Onyx/Mauve

MAYTRX

WALL™ SYSTEM







MAYTRX® DOUBLE-SIDED WALLSTONES

MaytRx 3 (All 3" High x 10" Deep)



Front Face: 10" Long	Front Face: 10" Long	Front Face: 4" Long	Front Face: 10" Long
Rear Face: 12" Long	Rear Face: 6" Long	Rear Face: 8" Long	Rear Face: 8" Long

MaytRx 6 (All 6" High x 10" Deep)



Front Face: 10" Long	Front Face: 6" Long	Front Face: 8" Long	Front Face: 10" Long
Rear Face: 12" Long	Rear Face: 10" Long	Rear Face: 4" Long	Rear Face: 8" Long

Stretcher Stone



6" High x 10" Deep
Front Face:
16" Long
Rear Face:
12" Long

Available Colors
Color availability will vary between MaytRx®, Pyzique® & Sigma™, refer to Page 112.



PYZIQUE® DOUBLE-SIDED WALLSTONES

Create the wall, corner and cap all with one wallstone. A Pre-Packaged Round Barbeque and Fire Pit Kit are also offered. Pyzique is available in Split Face or Renaissance styles.



4" High x 9" Deep
Front Face:
11" Long
Rear Face:
7" Long

OMEGA

WALL™ SYSTEM



OMEGA DOUBLE-SIDED WALLSTONES

Omega 3 (All 3" High x 10" Deep)



Front Face: 12" Long	Front Face: 8" Long	Front Face: 6" Long	Front Face: 14" Long	Front Face: 12" Long
Rear Face: 8" Long	Rear Face: 6" Long	Rear Face: 6" Long	Rear Face: 12" Long	Rear Face: 12" Long

Omega 6 (All 6" High x 10" Deep)



Front Face: 12" Long	Front Face: 8" Long	Front Face: 6" Long	Front Face: 14" Long	Front Face: 12" Long
Rear Face: 8" Long	Rear Face: 6" Long	Rear Face: 6" Long	Rear Face: 12" Long	Rear Face: 12" Long

Available Colors

Color availability will vary between MaytRx®, Pyzique® & Sigma™, refer to Page 112.



SIGMATM

WALL SYSTEM

Make More Time for Yourself



Wonder Wall





SIGMA™ WALLSTONES



Sigma 8"
Split Face
8" High
12" Deep
18" Long



Sigma 6"
Split Face
6" High
12" Deep
16" Long



Sigma 6" & 8" Corner
Split Face
6" High or 8" High
Both 14" Deep
Both 8" Long

For color availability in a selected shape, refer to the Color Selection Guide on Page 112.

CAMBRIDGE CURBSTONE

Achieve the look of Belgian block with this affordable, durable alternative to plastic edge restraints, aluminum or wood edging as well as concrete curb or toe.



9" x 8" x 3 1/2"



CAMBRIDGE EDGESTONE

Ideal as edging for mulch beds, gardens, decorative gravel and more in lieu of concrete, clay brick, molded plastic or wood edging.



8" x 6" x 2 3/8"




For color availability of any of the shapes above, refer to the Color Selection Guide on Page 112.

STONE VENEER




Gather Round

CHOOSE FROM 2 DISTINCT STYLES




CANYON LEDGE




TUSCAN FIELDSTONE


Available Colors
 Final selections must be made from samples obtained from an Authorized Cambridge Distributor or professional contractor. Swatches below are shown in Canyon Ledge.




Autumn Blend



Chestnut



Midnight Slate



Santa Fe

CAPS & COLUMNS

CAST STONE COLUMN CAPS

Caps are available in two dimensions: 24" x 24" or 26" x 26", in Bluestone and Chestnut.



CAST STONE FLAT COLUMN CAP
• Chestnut shown on Olde English Column Sahara/Chestnut



CAST STONE PYRAMID COLUMN CAP
• Bluestone shown on Pre-Packaged Column Kit Split Face Toffee/Onyx



CAST STONE LIGHT COLUMN CAP
• With flat surface on peak for fixture
• Chestnut shown on Olde English Column Sahara/Chestnut

PRE-PACKAGED COLUMN MAILBOX KITS

Includes a corrosion-proof fiberglass box with a powder-coated, forged metal door in an antique bronze finish. Complete with wallstones. Choose MaytRx 6 (Split Face or Renaissance) or Olde English Wall. No cutting necessary. Caps are not included.



Olde English Column Mailbox Kit
Toffee/Onyx shown




MaytRx Column Mailbox Kit
Split Face Toffee/Onyx shown

Available Cap Colors



Chestnut



Bluestone

FULLY-ASSEMBLED GRAND COLUMN

Made of Olde English Wall with insets of Cambridge 4 x 8 Holland Pavingstones from the KingsCourt Collection. Available in two sizes: Large (32" x 32", 56" high) or Extra Large (42" x 42", 68" high). Shown in Extra Large with optional Column Mailbox insert.



COLOR COMBINATION SHOWN:
Sahara/Chestnut with Chestnut inset, trim and cap.
ALTERNATE COLOR COMBINATION OPTION:
Toffee/Onyx Olde English Wall, Onyx inset, Bluestone Bullnose & Cap

PRE-PACKAGED COLUMN KIT CAP & HAT™

This unique product group offers two choices to add the finishing touch to a column. A finished cap with or without a second hat dimension (i.e. "Cap & Hat"). Available in Split Face or Renaissance. Shown in Split Face Sahara/Chestnut.



PRE-PACKAGED COLUMN KIT

Each kit is conveniently pre-packaged with the required number (36) of Cambridge 6" column Wallstones to build one 22" x 22" column, 4 feet high above ground with one course buried. Cast Stone Cap not included. To add an electrical fixture, a 6" cavity is left in the center of the column for wiring. Shown in Split Face Onyx/Natural.



GARDEN GATE KIT

Specially designed for exterior use, this stylish solid mahogany door and frame are oiled and ready to install. It can also be stained or finished for your choice of final effect. A dead bolt provides security.



STEPS & STAIRS



CAST STONE STEPS



Available
Colors



Chestnut



Bluestone



48" Wide
16" Deep
6" Thick



72" Wide
16" Deep
6" Thick

CAST STONE PALISADES 4-PC. STEP SET



Available
Colors



Chestnut



Bluestone



Boulder
Blend

STEPPING STONES All 2" thick. Sizes of the 6 pieces vary from 15" x 21 1/2" to 17" x 23 1/2" (Outside Dimensions)



Available
Colors



Chestnut



Bluestone



Boulder
Blend

PAVINGSTONES *Color Selection Guide*

Refer to the chart to determine the colors available in any selected Cambridge Pavingstones shape

**NEED A PROFESSIONAL
INSTALLER? *LET US HELP!***

You are about to make an important investment in your home, so invest the time it takes to find the right person for the job.

Visit us @ Cambridgepavers.com and click on the Homeowner Tab.

After filling out the form, one of our sales specialists will provide your information to professional installers in your area. Please make sure you do your homework. These professional installers are not employees of Cambridge. Please complete the following steps:

- Please view ICPI's Consumer Guide brochure - a great resource guide to interlocking concrete pavers, which offers a contractor comparison checklist
- Also go to our links located in our homeowner guide section "Knowing the Contractor" and "Knowing when the Installation is Being Done Right"
- Be sure the contractor visits your home before providing the proposal
- Ask for references and visit past projects the contractor has completed

You should be contacted within 72 hours.



Choosing A Color...

WHAT ARE CAMBRIDGE BLENDS?

Cambridge makes available one of the most comprehensive selections of solid and blended colors in the market. The blended colors shown are combinations of two or three solid colors selected by the Cambridge color lab. They are mixed in unequal amounts for an outcome that is truly unique to each pavingstone, and as a result, to every installation as well. Since this is a random process, Cambridge Blends are different in every cube of pavers. Therefore, one color may predominate the other. Cambridge Pavingstones are made from natural, environmentally-friendly material, therefore, variations in color may occur.

ACHIEVING THE BEST COLOR DISPERSION

When spreading Cambridge Pavingstones, solid or blended colors over a wide area, remove units by the band, from top to bottom and use multiple cubes of pavers to achieve optimum results.

MAKING AN ACCURATE SELECTION

Final selections should be made from samples obtained from an Authorized Cambridge Distributor or professional pavingstones and wallstones contractor.

[illegible]

ROUNDTABLE COLLECTION	Chestnut	Cool	Mocha	Onyx	Bluestone Blend	Canyon Blend	Chestnut/ Bronze	Chestnut/ Salmon	Driftwood	Limestone Quarry Blend	Limestone Quarry Blue	Montauk Blue	Onyx/ Chestnut	Onyx/ Natural	Redrock Blend	Ruby/ Onyx	Sahara/ Chestnut	Sahara/ Chestnut Lite	Salmon/ Onyx	Sandstone Blend	Sandstone Lite	Slate	Tuffee/ Onyx	Tuffee/ Onyx Lite	Tuffee/ Onyx/ Marble
	4 1/2 x 6																								
	6 x 6																								
	6 x 9																								
	Circle Design Kit																								
	Random Design Kit	SPECIAL ORDER ONLY																							

Refer to the chart to determine the colors available in any selected Cambridge Pavingstones shape

PAVINGSTONES *Color Selection Guide*

RENAISSANCE COLLECTION	Chestnut	Onyx	Bluestone Blend	New England Blend	Onyx/Natural	Ruby/Onyx	Sahara/Chestnut	Sahara/Chestnut Lite	Sandstone Blend	Toffee/Onyx	Toffee/Onyx Lite	Toffee/Onyx/Mauve
4 x 8 Holland					SPECIAL ORDER ONLY							
6 x 6					■	■	■	■	■	■	■	
6 x 9	■	■			■	■	■	■	■	■	■	
12 x 12					SPECIAL ORDER ONLY							
Random Design Kit					SPECIAL ORDER ONLY							
Renaissance V			■	■	■		■	■		■	■	■
Olde English 3-Pc. Design Kit				■	■		■	■		■	■	
Aqua-Bric Type I					SPECIAL ORDER ONLY							

KINGSCOURT COLLECTION	Chestnut	Onyx	Ruby	Sahara	Salmon	Bluestone Blend	Onyx/Chestnut	Onyx/Natural	Ruby/Onyx	Sahara/Chestnut	Sahara/Chestnut Lite	Sandstone Blend	Toffee/Onyx	Toffee/Onyx Lite
4 x 8 Holland	■	■	■	■	■			■	■	■			■	
Holland II								SPECIAL ORDER ONLY						
6 x 6	■	■						■	■	■		■	■	■
6 x 9	■	■	■	■		■	■	■	■	■	■	■	■	■
8 x 8		■	■	■	■			■	■					
12 x 12								SPECIAL ORDER ONLY						

CRUSADER COLLECTION	Chestnut	Coal	Eggshell	Mocha	Onyx	Bluestone Blend	Driftwood	Limestone Quarry Blend	Limestone Quarry Blue	Onyx/Natural	Ruby/Onyx	Sahara/Chestnut	Sahara/Chestnut Lite	Sandstone Blend	Toffee/Onyx	Slate	Toffee/Onyx Lite
4 x 12 Bullnose - 2 3/8" Thick										SPECIAL ORDER ONLY							
6 x 12 Bullnose - 2 3/8" Thick	■	■		■	■	■	■	■		■	■	■	■	■	■	■	■
Holland w/out Spacer Bars & Chamfered Edges										■	■	■			■		
Ledgestone Permeable 3-Pc. Design Kit						■				■		■	■		■		■
6 x 9 Ledgestone Permeable										■		■	■		■		■
6 x 9 Ledgestone Smooth Permeable										■		■	■		■		■
Aqua-Bric Type I										■		■			■		
Turfstone										AVAILABLE IN <i>Natural</i>							
Ledgestone Cap		■	■	■		■	■	■	■	■		■	■	■	■		■
12 x 24 Cap		■	■	■		■	■	■	■	■		■	■	■	■		■



SOUTH BEACH COLLECTION

Are you looking for unique, one-of-a-kind pavingstone colors? Well the search is over! The South Beach Collection brings soft, pastel shades that are as lively as Ocean Drive. All of our pavers are available in South Beach colors through special order only (minimum order required).

Pink Sands	
Sun Rays	
Sea Green	
Sky Blue	
Violet Mist	

Shown in Ledgestone XL Smooth 15 3/4 x 23 5/8


WALLSTONES *Color Selection Guide*

Refer to the chart to determine the colors available in any selected Cambridge Wallstones shape. *Product Line Specification* provides shape availability in new colors.

	Coal	Eggshell	Mocha	Bluestone Blend	Limestone Quarry Blend	Limestone Quarry Blue	Onyx/Natural	Riverbed Blend	Ruby/Onyx	Sahara/Chestnut	Sahara/Chestnut Lite	Sandstone Blend	Sandstone Lite	Toffee/Onyx	Toffee/Onyx Lite	Toffee/Onyx/Mauve
Ledgestone Wall & Corner / Radius Wall & Corner				■			■			■		■		■		
Olde English Wall	■		■	■	■	■	■	■	■	■	■	■		■	■	■
Olde English Radius Wall				■	■		■	■	■	■	■	■		■	■	■
Non-Tumbled Olde English Wall (4 x 8 x 12 or 4 x 8 x 20)	■	■	■		■	■	■			■	■			■	■	
MaytRx Split Face 3" & 6", Corners & Wall Caps	■	■	■	■	■	■	■	■	■	■	■	■	■	■	■	
MaytRx Renaissance 3" & 6", Corners & Wall Caps							■		■	■				■	■	
Omega Split Face 3" & 6" Wall	■	■	■	■	■	■	■	■	■	■	■	■	■	■	■	
Column Cap & Hat Kits Split Face				■			■		■	■		■		■		
Column Cap & Hat Kits Renaissance							■		■	■				■		
Cambridge 6" Split Face Stretcher Stone				■		■	■		■	■		■	■	■		
Cambridge 6" Renaissance Stretcher Stone							■		■	■				■		
Pyzique Split Face (Garden Wall)				■	■		■		■	■	■	■		■	■	
Pyzique Renaissance							■		■	■				■		
Sigma 6" & 8" Split Face Wall & Corners				C	■	■	■		■	■	■	C		■	■	
Sigma 6" & 8" Renaissance Wall & Corners							■		■	■				■		
Edgestone				■			■		■	■		■		■		
Curbstone							■		■	■				■		

C = Custom Order Only

SEE FOR YOURSELF...



Only CAMBRIDGE has ArmorTec® and color THROUGHOUT every pavingstone we make!

In manufacturing Cambridge Pavingstones with ArmorTec®, a proven formula consisting of only environmentally friendly raw materials, super fine sand granules, and cement of the highest quality are used in the unique mix design.

Custom colors, as well as pavers with Blue and Shell pigments, do not have color throughout.

TheCAMBRIDGEFULLY-TRANSFERABLE LIMITED LIFETIME WARRANTY

Cambridge Pavers Inc. warrants to the owner that, should a Cambridge pavingstone or wallstone, installed according to ICPI installation guidelines, prove defective, it will be replaced without cost. Replacement labor is not included. **This warranty is transferable with valid proof of purchase.**




6 x 9 Pavers Sahara/Chestnut



Same Pavers with Efflorescence



Ledgestone Pavers Sahara/Chestnut



Same Pavers with Polymeric Haze



NOTE: Efflorescence, a whitish powder-like deposit that sometimes appears on concrete products, in no way affects the structural integrity of the pavingstones or wallstones and will wash and wear off over time. The use of concrete setting beds may also increase the possible occurrence of efflorescence. Because this is a natural occurrence, Cambridge Pavers, Inc. accepts no responsibility or liability for this condition. Cambridge Pavingstones are made from natural, environmentally-friendly material, and therefore, variations in color may occur.

Polymeric haze from the use of polymeric joint sand may appear on your concrete products if the sand was not removed from the surface of the paver properly. This does not affect the integrity of the product or your installation. The hazing will weather away naturally with time and rain or it can be removed with a specialized cleaner, you are advised to contact your contractor. Cambridge Pavers, Inc. accepts no responsibility or liability for this occurrence.

NOTE: Cambridge Pavers, Inc. is offering the Alliance Gator Base products based on customer requests. The use of this product is not covered under ICPI guidelines or Cambridge's warranty. All warranty claims will be forwarded directly to Alliance.

NOTE: Custom colors as well as pavers with Blue and Shell pigments do not have color throughout. Cambridge Wallstones are made without AmorTec®.

SNOW REMOVAL equipment should have the proper rubber blade guards to protect the surface of the pavers. Cambridge Pavers is not responsible for any damage caused by snow removal equipment, which may leave burns and scuff marks on pavers.

NOTE: De-icing chemicals — We recommend using sand as the preferred method for providing skid and slip resistance. If using de-icer we recommend only sodium chloride (NaCl). De-icer should be applied sparingly. Once loosened snow and ice should be promptly removed to avoid a build-up in concentration of the de-icing chemical. Do not use products that contain a blend of chemicals.

IMPORTANT NOTICE: A bolt-on urethane protection mat must be attached to the plate compactor as a precaution against surface scuffing on all Cambridge textured products. Installation guidelines must follow those as instructed by the Interlocking Concrete Pavement Institute (ICPI).

In order to make a claim under this Warranty, the owner must return the defective pavingstone or wallstone to the dealer who sold the product. Any implied warranties of merchantability and/or fitness for a particular purpose are limited as stated above. The exclusive remedy under this Warranty is replacement of a defective pavingstone or wallstone. Cambridge Pavers Inc. shall not be liable for incidental or consequential damage arising from any breach of warranty. Some states do not allow limitations on how long an implied warranty lasts, or the exclusion or limitation of incidental or consequential damages, so the above limitations may not apply to you. Any court action making a claim under this Warranty must be commenced within one year of the date on which the defect was, or in the exercise of reasonable care, could have been discovered. This Warranty gives you specific legal rights, and you may also have other rights which vary from state to state.


Cambridge adheres to ASTM Designation C 936-82 standards as found on our website. Vehicular applications should be accommodated through pavingstones with an aspect ratio of 3:1 or less. Units with an overall length to thickness aspect ratio of 4:1 or greater should not be used in vehicular applications (ICPI Technical Specification 10). An example of a Cambridge product not suitable for vehicular applications is the Ledgestone XL which has an aspect ratio greater than 4:1; this product should only be used in pedestrian applications (sidewalks, patios, walkways, etc.).

CAST STONE PRODUCTS WARRANTY: Cambridge Pavers, Inc. warrants to the original purchaser (with a proof of purchase) that should Cast Stone products (Steps, Caps, Brick Alley Cast Stone or Belgium Cast Stone 5-Pc. Design Kit) installed according to industry standards and in compliance with our installation guidelines, prove defective, they will be replaced without cost. Replacement labor is not included. This Warranty is good for as long as the original purchaser owns the real property on which the Cast Stone was installed. Cast Stone products meet or exceed ASTM C672. Do not use de-icing salts (sodium chloride (NaCl)) on cast stone products. Cambridge cannot guarantee the color match of any replacement units. Cast Stone products cannot be compacted.

NATURAL STONE DISCLAIMER: Cambridge Pavers does not offer a warranty on any of our Natural Stone products. Cambridge Pavers Inc. has partnered with quarries from around the world to offer Natural Stone products. Unlike manufactured stone; Natural Stone will vary in terms of color, pattern, and texture, because these are products of nature and not man-made. There are no two pieces alike when it comes to Natural Stone, that is what makes these products beautiful and unique. Natural Stone products delivered to your home may not be an exact product match to what you might have seen in a show room or in our brochure.

Natural Stone products can last a lifetime, but if you want to keep them looking like they did when first installed some general maintenance is necessary. Natural Stone products can stain and become scratched, because they contain naturally porous surfaces. To avoid staining from occurring keep surfaces clear of dirt, damp leaves, acidic products, and oils. If any of these things do come in contact with your Natural Stone remove them as soon as possible by cleaning them with soap and water. If this method does not work Natural Stone cleaning products can be found in your local building material store, but be sure to avoid any cleaners containing acids.

Sealing Natural Stone comes to personal preference. Some people feel unsealed stones get better looking with age, while others feel sealing their stones aids in easier clean up and less maintenance although this is not a guarantee. If you choose to seal your stones always do a test patch in a spot that is not very noticeable to ensure you are happy with the end result.



“An added value when selling your home.”
Charles H. Gamarekian, Founder / Chairman / CEO

BASIC PAVINGSTONE & WALLSTONE INSTALLATION

HOW TO INSTALL YOUR CAMBRIDGE PAVINGSTONES SYSTEM

Step 1 Preparation: Sketch a diagram of area to be paved. Square off a 90° corner. Set stakes for outside perimeters 6" away from area. Establish finished height and slope by setting leveled string lines. Allow 1" drop every 8' at sides for water runoff.

Step 2 Excavation: Excavate (7 1/2" for patios and walkways / 11 1/4" for driveways).

Step 3 Base: Fill area with quarry process gravel (4" for patios and walkways / 8" for driveways). Flatten, compact and slope.

Step 4 Edging: Install PVC restraints to prevent spreading.

Step 5 Placing (Screeding) Sand: Add coarse C-33 sand and smooth out to a uniform 1".

Step 6 Pavers: Place Cambridge Pavingstones on the smooth sand in the desired pattern making sure joint lines are straight. A built-in spacer bar assures consistent joint width.

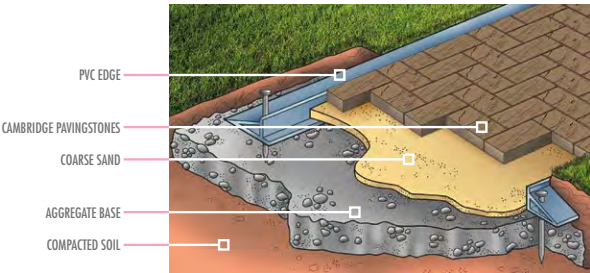
Step 7 Cutting: Using a stone cutter or masonry saw, cut pavers where necessary to fit.

Step 8 Compacting: With two passes of a plate compactor, seat the pavers by forcing sand up into the joints.

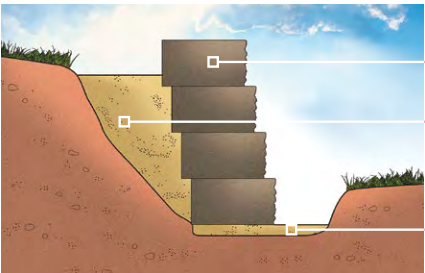
Step 9 Sweeping/Final Compaction: Sweep additional sand into joints, compact again and repeat until all joints are filled.

For more detailed instructions, ask your Cambridge Distributor for a Do-It-Yourself CD or visit the Homeowner Resource Center / Installation Instructions on www.cambridgepavers.com. Installations guidelines must follow those as instructed by the Interlocking Concrete Pavement Institute (ICPI).

IMPORTANT NOTICE: A bolt-on urethane protection mat must be attached to the plate compactor as a precaution against surface cuffing on all Cambridge textured products.



HOW TO INSTALL YOUR CAMBRIDGE SEGMENTAL RETAINING WALL SYSTEM



Step 1 Excavation: Dig a trench roughly 8" deep and 12" wide. Firmly compact until bottom is fairly level. Add 6" of 3/4" clean gravel and compact again.

Step 2 Leveling Course: Add 1" of coarse C-33 sand into bottom of trench.

Step 3 First Course: Place Cambridge wall units in trench touching each other (textured face outward on single-face units). Keep all units level in all directions. For straight walls, also use a string line.

Step 4 Additional Courses: Stack staggered wall units on top, stepping each new row back approximately 3/4". In this type of gravity wall installation, weight and set back of the units provide resistance. Backfill with 3/4" clean granular fill and compact as each course is completed. To prevent any granular fill or soil from passing through the system, a landscaping fabric can be placed behind the wall units. Add cap units if desired.

This is the basic recommended procedure for straight, circular and serpentine retaining walls up to 28" high. For higher walls, contact your Authorized Cambridge Distributor for advice. Installations guidelines must follow those as instructed by the Interlocking Concrete Pavement Institute (ICPI).

PHOTOGRAPHY INDEX

FRONT

Pavingstones: The Sherwood Collection Ledgestone XL 3-Pc. Design Kit Bluestone Blend, Timber Stone Ironwood & Birchwood & River Rock Toffee/Onyx Lite. **Border:** The Sherwood Collection Brick Alley Coal & Belgium 5-Pc. Design Kit Mocha. **Custom Component:** Ledgestone Radius Toffee/Onyx & Bluestone Blend, and Olde English Toffee/Onyx & Bluestone Blend seating wall, fire pit, waterfall, and columns. **Caps:** Double Sided Split Face Coal. *Other photographs of installations featuring Bluestone Blend, Ironwood and Birchwood pavingstones can be found on: Pages 2, 3, 12, 19, 20, 30, 51, 59, Back Cover.*

PAGE 1

Border: The Sherwood Collection Ledgestone 4 ½ x 9 Onyx. **Custom Components:** Olde English Kitchen Onyx/Natural. *Other photographs of installations featuring Limestone Quarry Blend pavingstones can be found on: Pages 1, 28, 33, 43, 46.*

PAGE 2

Pavingstones: The Sherwood Collection Ledgestone XL Sahara/Chestnut Lite & Sandstone. **Border & Inlays:** The Sherwood Collection River Rock Sahara/Chestnut Lite, Onyx/Natural & Coal, Belgium 5-Pc. Design Kit Mocha & Coal. **Wallstones:** MaytRx 6 Split Face Sahara/Chestnut with MaytRx 3 Split Face Onyx/Natural banding. **Wall & Column Caps:** Double-Sided Split Face Sandstone and Natural Stone Cumberland Brown. *Other photographs of installations featuring Cottonwood or Ironwood pavingstones can be found on: Page Front Cover, Back Cover.*

PAGE 3

Other photographs of installations featuring Bluestone Blend pavingstones can be found on: Pages Front Cover, 12, 20, 30, 51, 59, Back Cover.

PAGE 6

Border: The Sherwood Collection Ledgestone 4 ½ x 9 Onyx. **Custom Component:** Fire Pit. *Other photographs of installations featuring Toffee/Onyx pavingstones can be found on: Pages 17, 35, 47, 49, 55, 114.*

PAGE 11

Pool Coping: The Sherwood Collection 12 x 24 Cap Bluestone Blend.

PAGE 12

Pand Coping: The Crusader Collection 6 x 12 Bullnose Coal. **Caps:** The Crusader Collection 6 x 12 Bullnose Coal for waterfall & Ledgestone Cap Bluestone for fire pit. **Custom Components:** Kitchen, grill unit, waterfall & fire pit Olde English Wall Bluestone Blend with Coal banding. *Other photographs of installations featuring Bluestone Blend pavingstones can be found on: Pages Front Cover, 3, 20, 30, 51, 59, Back Cover.*

PAGE 13

Pavingstones: The Sherwood Collection XL Smooth Toffee/Onyx. **Border:** The Sherwood Collection Belgium 5-Pc. Design Kit Coal. Fire Pit **Border:** The Sherwood Collection River Rock Onyx/Natural & Belgium 5-Pc. Design Kit Coal. **Wallstones & Custom Fire Pit:** Olde English

Toffee/Onyx with Coal Banding. Ledgestone Round Barbeque & Fire Pit Toffee/Onyx with Coal banding with The Crusader Collection Ledgestone Cap Coal. *Other photographs of installations featuring Onyx/Natural pavingstones can be found on: Pages 32, 44, 55, 57, 59, 61.*

PAGE 14 (Top)

Pool Coping, Step Treads & Wall Caps: Natural Stone Cumberland Brown. *Other photographs of installations featuring Riverbed Blend & Sandstone Blend pavingstones can be found on: Pages 25, 34.*

PAGE 14 (Bottom)

Other photographs of installations featuring Toffee/Onyx Lite pavingstones can be found on: Pages 27, 29, 38, 39, 53, 115.

PAGE 15 (Top & Bottom)

Pool Coping, Step Treads & Wall Caps: The RoundTable Collection 6 x 9 Mocha. **Pool Coping:** The Crusader Collection 6 x 12 Bullnose Sandstone. **Caps:** Single Sided Split Face Sandstone. **Custom Components:** MaytRx Split Face Sahara/Chestnut with 3" Mocha banding.

PAGE 16

Fire Pit Border: The Sherwood Collection River Rock Coal. **Wallstones:** Sigma 8" Limestone Quarry Blue. **Caps:** The Crusader Collection Ledgestone Cap Coal. **Pre-Packaged Kits:** Pyzycke Round Gas Fire Pit Onyx/Natural with cast stone ring Bluestone. **Custom Component:** Half Round MaytRx Seating Wall Onyx/Natural with Sigma 8" Limestone Quarry Blue banding.

PAGE 17

Wallstones: Ledgestone Toffee/Onyx. **Pre-Packaged Kits:** Olde English Paver Outdoor Fireplace Kit Toffee/Onyx with Surround Deluxe in Bluestone. *Other photographs of installations featuring Toffee/Onyx pavingstones can be found on: Pages 6, 35, 47, 49, 55, 114.*

PAGE 18

Other photographs of installations featuring Driftwood pavingstones can be found on: Page 21.

PAGE 19

Border: The Sherwood Collection River Rock Coal. **Pool Coping:** The Crusader Collection Ledgestone Cap Onyx/Natural. **Custom Component:** Ledgestone Wallstone Onyx/Natural Waterfall with Crusader Collection Ledgestone Cap Coal. *Other photographs of installations featuring Birchwood pavingstones can be found on: Pages Front Cover, Back Cover.*

PAGE 20

Other photographs of installations featuring Bluestone Blend pavingstones can be found on: Page Front Cover, 3, 12, 30, 51, 59, Back Cover.

PAGE 21

Pool Coping: The Crusader Collection 6 x 12 Bullnose Sandstone with border of 6 x 9 from The RoundTable Collection Bluestone Blend. **Border:** The RoundTable Collection 6 x 9 Bluestone Blend. *Other photographs of installations featuring Driftwood pavingstones can be found on: Page 18.*

PAGE 22

Border & Banding: The Renaissance Collection 6 x 9 Sandstone & The RoundTable Collection 6 x 6 Montauk Blue. **Pre-Packaged Kits:** Olde English Square Gas Fire Pit. **Custom Components:** Olde English Seating Wall, Columns & Kitchen Sandstone.

PAGE 24

Other photographs of installations featuring Sahara/Chestnut Lite pavingstones can be found on: Pages 31, 37, 50, 115.

PAGE 25

Pool Coping: Natural Stone Rainbow. *Other photographs of installations featuring Sandstone Blend pavingstones can be found on: Pages 14, 34.*

PAGE 26

Border: The Sherwood Collection Brick Alley Mocha & the RoundTable Collection 6x6 Coal. **Fire Pit Border:** The RoundTable Collection 6x6 Mocha. **Wallstones:** MaytRx 6 Split Face Onyx/Natural. **Pre-Packaged Kits:** Pyzycke Round Gas Fire Pit Kit Onyx/Natural. **Steps:** Cast Stone Palisade Steps in Chestnut.

PAGE 27

Border: The Sherwood Collection 4 ½ x 9 Coal. *Other photographs of installations featuring Toffee/Onyx Lite pavingstones can be found on: Pages 14, 29, 38, 39, 53, 115.*

PAGE 28

Border: The Sherwood Collection Ledgestone 4 ½ x 9 Onyx. **Custom Components:** Olde English Kitchen Onyx/Natural. *Other photographs of installations featuring Limestone Quarry Blend pavingstones can be found on: Pages 1, 33, 43, 46.*

PAGE 29

Border: The RoundTable Collection 6x6, 6x9 Toffee/Onyx Lite. **Wallstones:** Sigma 8 Split Face Toffee/Onyx. *Other photographs of installations featuring Toffee/Onyx Lite pavingstones can be found on: Pages 14, 27, 38, 53, 115.*

PAGE 30

Border (Kitchen Area): The Sherwood Collection Ledgestone 4 ½ x 9 Bluestone Blend, **Pavingstones (Surrounding Kitchen Area):** The Sherwood Collection Ledgestone XL 3-Pc. Design Kit Sandstone Blend, Toffee/Onyx Lite, & Sahara/Chestnut Lite, **Fully-Assembled Component:** Outdoor Pizza Oven Toffee/Onyx, **Custom Components:** Olde English Wall Outdoor Kitchen Toffee/Onyx with Pergola. *Other photographs of installations featuring Bluestone Blend pavingstones can be found on: Pages Front Cover, 3, 12, 20, 51, 59, Back Cover.*

PAGE 31

Border & Inlay: The Sherwood Collection Belgium 5-Pc. Design Kit with ArmorTec Mocha. **Wallstones:** Olde English Wall Sahara/Chestnut. **Caps:** The Crusader Collection Ledgestone Cap Mocha. **Custom Components:** Fire Pit, Grill & Seating Table of Olde English Sahara/Chestnut. *Other photographs of installations featuring Sahara/Chestnut Lite pavingstones can be found on: Pages 24, 37, 50, 115.*

PAGE 32

Pool Coping: The Crusader Collection 6 x 12 Bullnose Onyx/Natural, **Wallstones:** MaytRx 6 Split Face Onyx/Natural, **Caps:** The Crusader Collection Ledgestone Cap Onyx/Natural, **Pre-Packaged**

Kits: MaytRx 6 Split Face Column in Onyx Natural & Cast Stone Light Column Cap in Bluestone. *Other photographs of installations featuring Onyx/Natural pavingstones can be found on: Pages 13, 44, 55, 57, 59, 61.*

PAGE 33

Pavingstones: The Sherwood Collection River Rock Coal & Onyx/Natural. **Border:** The Sherwood Collection Ledgestone 4 ½ x 9 Coal. **Wall Caps:** The Crusader Collection Bullnose Coal. *Other photographs of installations featuring Limestone Quarry Blend pavingstones can be found on: Pages 1, 28, 43, 46.*

PAGE 34 (Top & Bottom)

Pool Copings: The Crusader Collection 6 x 12 Bullnose Mocha. **Border:** The RoundTable Collection 6 x 9 Mocha. **Wallstones:** MaytRx Split Face Sahara/Chestnut. **Pre-Packaged Kits:** Half Round MaytRx Seating Wall Sahara/Chestnut with Cumberland Brown Caps. MaytRx Wall Pizza Oven Sahara/Chestnut. H20nFire Ledgestone Fire Pit & Cap Sahara/Chestnut. **Custom Component:** Kitchen Stone Veneer Santa Fe. *Other photographs of installations featuring Sandstone Blend pavingstones can be found on: Pages 14, 25.*

PAGE 35

Border: The RoundTable Collection 6 x 9 Toffee/Onyx, **Pool Coping:** The Crusader Collection Bullnose 6 x 12 Toffee/Onyx. *Other photographs of installations featuring Toffee/Onyx pavingstones can be found on: Pages 6, 17, 47, 49, 55, 114.*

PAGE 36

Border: The Sherwood Collection Ledgestone 4 ½ x 9 Coal. *Other photographs of installations featuring Coal pavingstones can be found on: Page 38.*

PAGE 37

Border: The Sherwood Collection Belgium 5-Pc. Design Kit Mocha. *Other photographs of installations featuring Sahara/Chestnut Lite pavingstones can be found on: Pages 24, 31, 50, 115.*

PAGE 38 (Left)

Border & Banding: The Sherwood Collection Ledgestone 4 1/2 x 9 Coal. *Other photographs of installations featuring Toffee/Onyx Lite pavingstones can be found on: Pages 14, 27, 29, 39, 53, 115.*

PAGE 38 (Right)

Border & Banding: The Sherwood Collection Ledgestone 4 1/2 x 9 Coal, **Outer Pavingstones:** Ledgestone 3-Pc. Design Kit Toffee/Onyx Lite. *Other photographs of installations featuring Toffee/Onyx Lite or Coal pavingstones can be found on: Pages 14, 27, 29, 36, 39, 53, 115.*

PAGE 39 (Top)

Pavingstones: The Sherwood Collection Circle Design Kit Toffee/Onyx Lite; XL Smooth 3-Pc. Design Kit Sandstone Blend, **Border:** Ledgestone 4 ½ x 9 Onyx/Natural. *Other photographs of installations featuring Toffee/Onyx Lite pavingstones can be found on: Pages 114, 27, 29, 38, 53, 115.*

PAGE 39 (Bottom)

Border: The Sherwood Collection Brick Alley Brandywine, **Banding:** The Sherwood Collection River Rock Onyx/Natural, **Wallstones:** Ledgestone Wall Sahara/Chestnut.



PAGE 43

Border & Inlay: The RoundTable Collection 6 x 9 Coal & The Sherwood Collection River Rock Coal. **Wallstones:** MaytRx 6 Split Face Onyx/Natural Wall & Column. **Wall Caps:** Double Sided Split Face onyx/natural. **Pre-Packaged Kits:** Pyzique Round gas Fire Pit Onyx/Natural. **Natural Stone:** Cumberland Grey Flat Column Caps. *Other photographs of installations featuring Limestone Quarry Blend pavingstones can be found on: Pages 1, 28, 33, 46.*

PAGE 44

Other photographs of installations featuring Onyx/Natural pavingstones can be found on: Pages 13, 32, 55, 57, 59, 61.

PAGE 45

Wallstones: MaytRx 3" & 6" Renaissance Wall Sahara/Chestnut. **Caps & Banding:** Double-Sided Cap Renaissance Sahara/Chestnut & Split Face Mocha. *Other photographs of installations featuring Sahara/Chestnut pavingstones can be found on: Pages 115.*

PAGE 46

Border & Inlay: The RoundTable Collection 6x6 & 6x9 Coal. *Other photographs of installations featuring Limestone Quarry Blend pavingstones can be found on: Pages 1, 28, 33, 43.*

PAGE 47

Other photographs of installations featuring Toffee/Onyx pavingstones can be found on: Pages 6, 17, 35, 49, 55, 114.

PAGE 49

Border & Banding: The Renaissance Collection 6 x 6 Sandstone Blend & 6 x 9 Toffee/Onyx, **Pool Coping:** The Crusader Collection 6 x 12 Bullnose Toffee/Onyx. *Other photographs of installations featuring Toffee/Onyx pavingstones can be found on: Pages 6, 17, 35, 47, 55, 114.*

PAGE 50

Border: The RoundTable Collection 6x9 Chestnut. *Other photographs of installations featuring Sahara/Chestnut Lite pavingstones can be found on: Page 24, 31, 37, 115.*

PAGE 51

Border: The Sherwood Collection Belgium 5-pc Design Kit with AmorTec Coal. *Other photographs of installations featuring Bluestone Blend pavingstones can be found on: Pages Front Cover, 3, 12, 20, 30, 59, Back Cover.*

PAGE 53

Border: The Renaissance Collection 6 x 9 Bluestone Blend (special order), **Wallstones:** Stone Veneer Canyon Ledge Midnight Slate, **Wall Caps & Column:** The Crusader Collection Ledgestone Cap Bluestone Blend & Cast Stone Flat Column Cap in Bluestone. *Other photographs of installations featuring Toffee/Onyx Lite pavingstones can be found on: Pages 14, 27, 29, 38, 39, 115.*

PAGE 55 (Top)

Border: The KingsCourt Collection 6 x 9 Onyx. *Other photographs of installations featuring Toffee/Onyx pavingstones can be found on: Pages 6, 17, 35, 47, 49, 114.*

PAGE 55 (Bottom)

Border: The KingsCourt Collection 6 x 9 Onyx, **Accent Lighting:** 6 x 9 Paver Lights, **Wallstones:** MaytRx 6 Split Face with Double-Sided Split Face Cap Onyx/Natural. *Other photographs of installations featuring Onyx/Natural pavingstones can be found on: Pages 13, 32, 44, 57, 59, 61.*

PAGE 57 (Top)

Border: The RoundTable Collection 6 x 9 Onyx, **Design Kit:** The RoundTable Collection Circle Design Kit Onyx. *Other photographs of installations featuring Onyx/Natural pavingstones can be found on: Pages 13, 32, 44, 55, 59, 61.*

PAGE 57 (Bottom)

Pavingstones: The KingsCourt Collection 8 x 8 Sahara, **Border:** The KingsCourt Collection 4 x 8 Holland Sahara, **Wallstones:** Olde English Wall (seating wall, domino wall, columns & custom water feature) Sahara/Chestnut, **Pre-Packaged Kit:** Pyzique Split Face Round Barbeque & Fire Pit Sahara/Chestnut.

PAGE 59 (Top)

Border: The Sherwood Collection Ledgestone 3-Pc Design Kit Onyx, **Wallstones:** Stone Veneer Canyon Ledge Santa Fe & Midnight Slate. *Other photographs of installations featuring Onyx/Natural pavingstones can be found on: Pages 13, 32, 44, 55, 57, 61.*

PAGE 59 (Middle)

Pavingstones: The Sherwood Collection Ledgestone 3-Pc. Design Kit Sahara/Chestnut.

PAGE 59 (Bottom)

Pool Coping: The Sherwood Collection 24x24 Smooth Natural. *Other photographs of installations featuring Bluestone Blend pavingstones can be found on: Pages Front Cover, 3, 12, 20, 30, 51, Back Cover.*

PAGE 61

Other photographs of installations featuring Onyx/Natural pavingstones can be found on: Pages 13, 32, 44, 55, 57, 59.

PAGE 64

Wallstones: Olde English Sahara/Chestnut. **Step Treads & Wall Caps:** Natural Stone Rainbow. **Custom Components:** Olde English Sahara/Chestnut Wall Kitchen.

PAGE 68

Pavingstones: The Sherwood Collection Ledgestone XL 3-Pc. Design Kit Toffee/Onyx Lite & Sahara Chestnut Lite. **Border:** RoundTable 6 x 9 Coal. **Pool Coping:** The Crusader Collection Ledgestone Cap Bluestone Blend. **Wallstones:** Olde English Toffee/Onyx. **Fully-Assembled Component:** Olde English Fireplace with Waterfall Wood boxes Toffee/Onyx.

PAGE 89

Pavingstones: The Sherwood Collection Timber Stone Ironwood & River Rock Coal. **Pool Coping:** The Crusader Collection Ledgestone Cap Onyx/Natural. **Caps:** The Crusader Collection Ledgestone Cap Coal. *Other photographs of installations featuring Onyx/Natural wallstones can be found on: Page 95.*

PAGE 91

Pavingstones: The Sherwood Collection Ledgestone XL 3-Pc. Design Kit Montauk Blue. **Pre-Packaged Kits:** Olde English Square Gas Fire Pit Sandstone. *Other photographs of installations featuring Sandstone Blend wallstones can be found on: Page 91.*

PAGE 92

Pavingstones: The Sherwood Collection Ledgestone XL 3-Pc. Design Kit Toffee Onyx Lite & Sahara Chestnut Lite. **Border:** The RoundTable Collection 6 x 9 Coal. **Natural Stone Veneer:**

PHOTOGRAPHY INDEX

Silver Mountain Ledgestone. **Caps:** Single-Sided Split Face Toffee/Onyx. *Other photographs of installations featuring Toffee/Onyx wallstones can be found on: Pages 97, 101, 102.*

PAGE 93 (Top)

Pavingstones: The Sherwood Collection Timber Stone Ironwood & Birchwood. **Border:** The Sherwood Collection Belgium Coal & Limestone Quarry. **Cap:** The Crusader Collection Ledgestone Cap Onyx/Natural.

PAGE 93 (Bottom - A)

Pavingstones: The Sherwood Collection Nor Stone Driftwood. **Border:** The Sherwood Collection Belgium Coal & Limestone Quarry. **Cap:** The Crusader Collection Ledgestone Cap Coal.

PAGE 93 (Bottom - B)

Pavingstones: The Sherwood Collection Ledgestone Smooth 3-Pc. Design Kit Sahara/Chestnut. *Other photographs of installations featuring Sahara/Chestnut wallstones can be found on: Page 103.*

PAGE 95

Pavingstones: The Sherwood Collection Ledgestone 3-Pc. Design Kit Limestone Quarry Blend. **Border:** The RoundTable 6 x 9 Coal. **Caps:** Double Sided Split Face Onyx/Natural. *Other photographs of installations featuring Onyx/Natural wallstones can be found on: Page 89.*

PAGE 96 (Top & Bottom)

Pavingstones: The Sherwood Collection Ledgestone XL 3-Pc. Design Kit Sahara/Chestnut Lite. **Border:** The Sherwood Collection 4 ½ x 9 Mocha & the RoundTable Collection 6 x 9 Sahara/Chestnut Lite. **Steps & Caps:** MaytRx Split Face Sandstone. **Custom Components:** MaytRx 3" & 6" Wall Fire Pit with Eternal Flame. *Other photographs of installations featuring Sandstone Blend wallstones can be found on: Page 91.*

PAGE 97 (Top)

Caps: The Crusader Collection Ledgestone Cap Onyx/Natural. **Pre-Packaged Kit:** Fan Pergola. *Other photographs of installations featuring Toffee/Onyx wallstones can be found on: Pages 92, 101, 102.*

PAGE 97 (Bottom)

Caps: Double-Sided Cap MaytRx Split Face Coal. **Custom Components:** MaytRx 6 Split Face Kitchen. *Other photographs of installations featuring Toffee/Onyx wallstones can be found on: Pages 92, 101, 102.*

PAGE 101

Border: The RoundTable Collection 6 x 9 Chestnut. **Wallstones:** Olde English Wall Toffee/Onyx. **Pre-Packaged Kit:** Olde English Paver Outdoor Fireplace Toffee/Onyx with Surround Deluxe in Bluestone. **Wall Caps:** Double-Sided Split Face Toffee/Onyx. *Other photographs of installations featuring Toffee/Onyx wallstones can be found on: Pages 92, 97, 102.*

PAGE 102

Pavingstones: The Sherwood Collection Ledgestone 3-Pc. Design Kit w/ 18x18 Toffee/Onyx

Lite. **Border:** The RoundTable Collection 6x6, 6x9 Toffee/Onyx Lite. *Other photographs of installations featuring Toffee/Onyx wallstones can be found on: Pages 92, 97, 101.*

PAGE 103

Caps: Double-Sided Sahara/Chestnut. *Other photographs of installations featuring Sahara/Chestnut wallstones can be found on: Page 93.*

PAGE 105 (Top)

Caps: The Crusader Collection Ledgestone Cap Bluestone Blend, **Pavingstones:** The Sherwood Collection Ledgestone XL 3-Pc. Design Kit Sahara/Chestnut Lite, **Border:** The RoundTable Collection 6 x 9 Chestnut.

PAGE 105 (Bottom)

Pavingstones: The Renaissance Collection Olde English 3-Pc. Design Kit Toffee/Onyx Lite.

PAGE 110

Pavingstones: The Sherwood Collection Ledgestone XL 3-Pc. Design Kit Sahara/Chestnut, Toffee/Onyx Lite & Sahara/Chestnut Lite, **Pool Coping:** Natural Stone Cumberland Grey. *Other photographs of installations featuring Sahara/Chestnut, Sahara/Chestnut Lite or Toffee/Onyx Lite pavingstones can be found on: Pages*

PAGE 114

Other photographs of installations featuring Toffee/Onyx pavingstones can be found on: Pages 6, 17, 35, 47, 49, 55.

PAGE 115

Pavingstones: The Sherwood Collection Ledgestone XL 3-Pc. Design Kit Sahara/Chestnut, Sahara/Chestnut Lite & Toffee/Onyx Lite (Mixed), **Wallstones:** MaytRx 6 Split Face Toffee/Onyx with Stone Veneer Canyon Stone in mix of Santa Fe and Midnight Slate around waterfall. Column Caps are Cast Stone Flat and staircase is Cast Stone Steps Bluestone, **Custom Components:** Kitchen and Fireplace with Firewood Box Extensions Stone Veneer in mix of Santa Fe and Midnight Slate, **Finishing Touch:** Alliance Products Satin Look Gator Sealer on pavers. *Other photographs of installations featuring Sahara/Chestnut, Sahara/Chestnut Lite or Toffee/Onyx Lite pavingstones can be found on: Pages 14, 24, 27, 29, 31, 37, 38, 39, 45, 50, 53.*

INSIDE BACK COVER

Pavingstones: The Sherwood Collection Ledgestone XL 3-Pc. Design Kit Sandstone Blend. **Border & Circle Cut Out:** The Sherwood Collection Ledgestone 4 ½ x 9 Sahara/Chestnut. **Wallstones:** Old English Wall Sahara/Chestnut with accent of Ledgestone Wall Sandstone. *Other photographs of installations featuring Sandstone Blend pavingstones can be found on: Pages*

BACK COVER

Pavingstones: The Sherwood Collection Ledgestone XL 3-Pc. Design Kit Bluestone Blend & Timber Stone Ironwood & Birchwood. **Border:** The Sherwood Collection Brick Alley Coal & Belgium 5-Pc. Design Kit Mocha. **Custom Components:** Ledgestone Radius Toffee/Onyx & Bluestone Blend seating wall, fire pit, and waterfall. Olde English Toffee/Onyx & Bluestone Blend. **Caps:** Double Sided Split Face Coal. *Other photographs of installations featuring Bluestone Blend, Ironwood and Birchwood pavingstones can be found on: Pages Front Cover, 2, 3, 12, 19, 20, 30, 51, 59.*





Made in AMERICA

.....

We are changing America's Landscape with Pavingstones and Wallstones! We want towns all over the United States to upgrade their sidewalks, downtown areas and municipalities with products that will outperform concrete and asphalt. We are allowing people to extend their living space beyond their four walls so that they can enjoy time with family and friends throughout the year. This is about something larger than a pretty driveway or patio. It is about an investment that makes people feel good about coming home or taking a walk in their local community. Our mission is to encourage positive change in the environments we utilize each and every day. We are proud to be a part of this change, one paver and one wallstone at a time.

Cambridge DesignScape Visualizer™

See “Before & After” photo images
of your project with the
Cambridge DesignScape Visualizer™

Simply bring digital photos of your yard or existing driveway to an Authorized Cambridge Distributor or professional contractor and they will create realistic, computer-generated designs right before your eyes. You can also visit cambridgepavers.com and create images yourself. Preview the area illustrating your new patio, pool deck, walkway or driveway with any Cambridge Pavingstones, Wall System and outdoor living pre-packaged kit in actual colors, textures and patterns of your choice.



Also ask about
OnlineDesignScapes...

As an added service, we can make available an affordable design package including a 3D virtual tour and color blueprints created for you by an experienced design professional! At Cambridge, every project is important to us because it involves you, your home and your desire to improve the quality of your outdoor lifestyle. We are always grateful to be a small but important part of your plans.

For more information on Cambridge DesignScape Visualizer and OnlineDesignScapes, visit www.cambridgepavers.com




After



Before



DesignScape Visualizer™ Image



Online DesignScapes Image



PREMIUM QUALITY PAVINGSTONES, WALL SYSTEMS & OUTDOOR LIVING ROOM COMPONENTS

www.CambridgePavers.com



Cambridge Pavers Inc.
P.O. Box 157
Lyndhurst, NJ 07071-0157

(201) 933-5000
cambridge@cambridgepavers.com

Stop at your Authorized Cambridge Distributor