


# BOW WINDOW

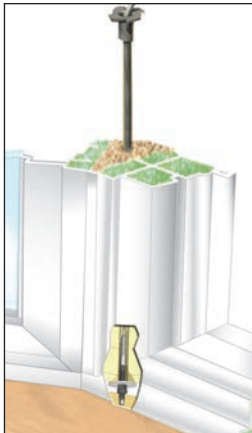
## PREMIUM VINYL WINDOWS



### FEATURES & BENEFITS

- ▶ **Exclusive multi-point locking system** aligns the sash up against the frame tightly ensuring security and a weather-tight seal
- ▶ **E-Guard® coated hardware** protects longer than zinc plate finishes, providing a newer look for years to come
- ▶ **The Encore® folding handle** offers a smooth, more contemporary look with less interference with window treatments
- ▶ Optional **stainless steel hardware** available for coastal applications
- ▶ Optional **Egress hinge available.**
- ▶ **Available in 3, 4 or 5 lite configurations** with a choice of 9 or 15 degree configurations
- ▶ **LIMITED LIFETIME WARRANTY**

### FEATURES & SPECIFICATIONS




*Straight line clamp system and cable adjustment provides a sag-free bracing system and strongest support system on the market.*



Folding Handle



Stainless Steel Hardware



Stylish Beveled Frame



Multi-Point Lock



Continuous Master Frame

#### FRAME

- Virgin vinyl frame and sash are fusion welded to provide precise tolerances.
- Optional new construction frame with nailing fin and j-channel available.

#### SASH

- Stylish beveled sash adds curb appeal to any home.

#### WEATHERSTRIPPING

- Q-Lon weatherstripping eliminates air, water and noise infiltration.

#### GLASS

- Energy efficient 7/8" insulated glass provides year round comfort.
- Several energy packages available.

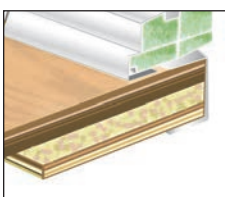
#### HARDWARE

- Multiple hardware options provides a smooth sash operation.
- Multi-point locking system features 2, 3 or 4 keepers ensuring a weather-tite seal.

#### SCREEN

- Electrostatic painted, extruded aluminum screen is color matched.

### SEATBOARD FEATURES



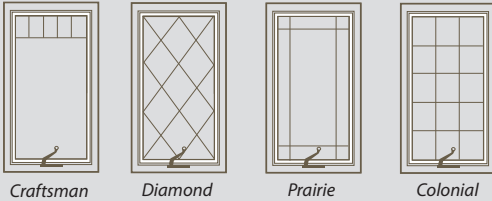
- Optional **MAXX-Bay® TK Thermal Kit Insulated Seatboard** creates a superior thermal barrier suitable for any bow window.
- All seatboard are made using **PureBond®**, a non-toxic free coating. Composed of soy protein, not urea formaldehyde.
- Furniture grade unfurnished birch veneer can be finished to match any interior.

\*All unfinished wood surfaces must be treated and finished.





## GRID STYLES



Craftsman Diamond Prairie Colonial

## GRIDS BETWEEN THE GLASS (GBG)



Grids are placed between two panes of insulated glass, making cleaning a snap.

Select from a **contour** or **flat** grid

## SIMULATED DIVIDED LITES (SDL)



**SDL**  
Simulated Divided Lites

Note:  
SDL's not available on diamond grid pattern.

## WOOD-WINDOW OPENING CONTROL DEVICE




Factory-applied Window Opening Control Devices.

To meet the standard, our devices limit the window's net clear opening to 4" or less.

## ULTRAVUE SCREEN

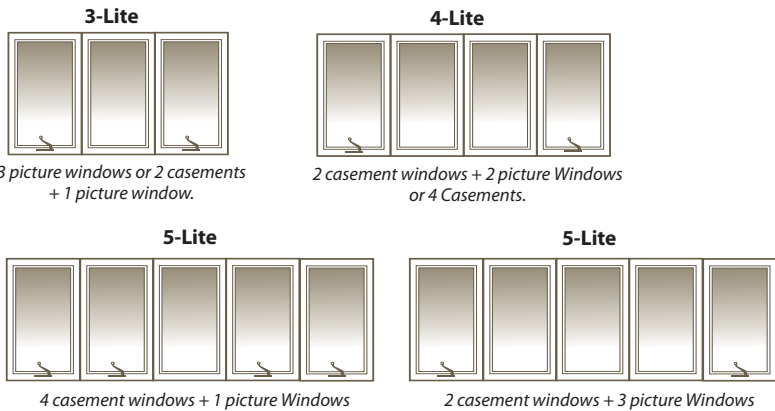
This excellent visibility insect screen provides better clarity and more light through your windows.



## AVAILABLE WINDOW STYLES

Extending out to create the illusion of a rounded wall, a bow window consists of three or more adjoining casement windows with a slight projection.

Custom sizing and extended jamb depths for the perfect fit in any design choice. Casement windows can be fixed or operable, venting in either left or right direction.



## COLOR OPTIONS



Two-Tone colors on the outside and linen white on the inside.  
Oak colors on the inside and linen white on the outside.



Custom Painted Colors

## GLASS OPTIONS



OBSCURE GLASS



LIFT AND TILT PRIVACY BLINDS

## STRUCTURAL PERFORMANCE

This window has been tested to the AAMA/WDMA/CSA 101/IS 2/A440 standard for product performance. A higher PG or DP rating indicates the product has passed higher performance requirements to the AAMA/WDMA/CSA 101/IS 2/A440 testing standard.

Type	Size	Rating
Casement	32" x 60"	DP 60

Ideal Window Mfg.  
100 West 7th Street • Bayonne, NJ 07002  
Tel: 800-631-3400 • Fax: 800-758-7528

[www.idealwindow.com](http://www.idealwindow.com)

